
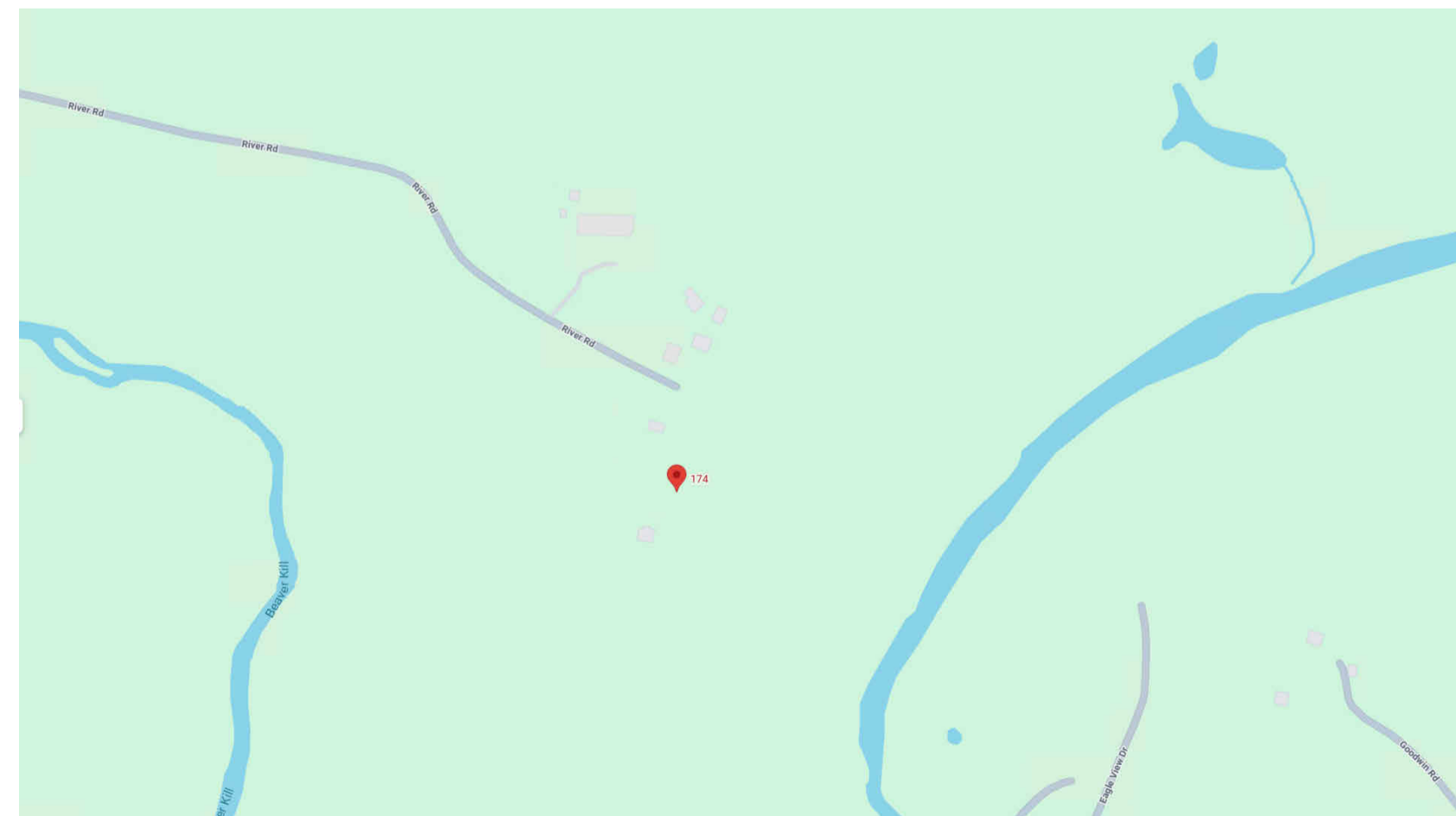


# 174 River Rd, Monticello, NY 12701

- A1, A2, A3, A4 & A5 THESE DOCUMENTS ARE THE PROPERTY OF THE DESIGNER AND SHALL NOT BE COPIED, DUPLICATED, ALTERED, MODIFIED OR REVISED IN ANY WAY WITHOUT THE WRITTEN APPROVAL OF THE DESIGNER.
- CONTRACTOR SHALL VERIFY ALL CONDITIONS AND DIMENSIONS AT THE SITE AND ALL INCONSISTENCIES SHALL BE BROUGHT TO THE ATTENTION OF THE DEVELOPER AND THE DESIGNER BEFORE PROCEEDING WITH THE WORK.
- ANY ERRORS OR OMISSIONS FOUND IN THESE DRAWINGS SHALL BE BROUGHT TO DEVELOPERS AND DESIGNERS ATTENTION IMMEDIATELY.
- DO NOT SCALE DRAWINGS. WRITTEN DIMENSIONS TAKE PRECEDENCE OVER SCALED DIMENSIONS.
- ALL DIMENSIONS ARE TO FACE OF STUD OR TO FACE OF FRAMING UNLESS OTHERWISE NOTED.
- ALL TRUSS DRAWINGS TO BE REVIEWED AND APPROVED BY THE STRUCTURAL ENGINEER PRIOR TO ISSUANCE OF BUILDING PERMIT.
- ALL OR EQUAL SUBSTITUTIONS MUST BE SUBMITTED TO AND APPROVED BY CITY BUILDING OFFICIAL PRIOR TO INSTALLATION.
- ALL ELECTRICAL AND MECHANICAL EQUIPMENT AND METERS ARE SUBJECT TO RELOCATION DUE TO FIELD CONDITIONS, CONTRACTOR TO VERIFY.
- DAMP PROOFING - ONE COAT CONTINUOUS ELASTOMERIC WATERPROOFING FROM GRADE LEVEL TO BOTTOM OF FOUNDATION.
- SHOP DRAWING REVIEW AND DISTRIBUTION, ALONG WITH PRODUCT SUBMITTALS, REQUESTED IN THE CONSTRUCTION DOCUMENTS, SHALL BE THE SOLE RESPONSIBILITY OF THE GENERAL CONTRACTOR, UNLESS DIRECTED OTHERWISE UNDER A SEPARATE AGREEMENT.
- DEVIATIONS FROM THESE DOCUMENTS IN THE CONSTRUCTION PHASE SHALL BE REVIEWED BY THE DESIGNER AND THE OWNER PRIOR TO THE START OF WORK IN QUESTION. ANY DEVIATIONS FROM THESE DOCUMENTS WITHOUT PRIOR REVIEW, SHALL BE THE SOLE RESPONSIBILITY OF THE GENERAL CONTRACTOR.
- THE GENERAL CONTRACTOR SHALL BE RESPONSIBLE FOR ALL WORK AND MATERIALS REPRESENTED ON THESE DOCUMENTS INCLUDING THE WORK AND MATERIALS FURNISHED BY SUBCONTRACTORS AND VENDORS.
- THE BUILDER SHALL FURNISH ART AND ALL REPORTS RECEIVED FROM THE GEOTECHNICAL ENGINEER (SOILS REPORT), ON THE STUDY OF THE PROPOSED SITE, TO THE DESIGNER, STRUCTURAL ENGINEER, AND GENERAL CONTRACTOR. IN THE EVENT THE GEOTECHNICAL REPORTS DO NOT EXIST, THE SOILS CONDITION SHALL BE ASSUMED TO BE A MINIMUM DESIGN SOIL PRESSURE STATED BY THE STRUCTURAL ENGINEER OF RECORD FOR THE PURPOSE OF STRUCTURAL DESIGN. GENERAL CONTRACTOR SHALL ASSURE THE SOIL CONDITIONS MEET OR EXCEED THE CRITERIA.
- ALL WORK PERFORMED BY THE GENERAL CONTRACTOR SHALL COMPLY AND CONFORM WITH LOCAL AND STATE BUILDING CODES, ORDINANCES AND REGULATIONS, ALONG WITH ALL OTHER AUTHORITIES HAVING JURISDICTION. THE GENERAL CONTRACTOR IS RESPONSIBLE TO BE AWARE OF THESE REQUIREMENTS AND GOVERNING REGULATIONS.
- WINDOW SUPPLIER TO VERIFY AT LEAST ONE WINDOW IN ALL BEDROOMS TO HAVE A CLEAR EGRESS OPENING OF 5.7 SQ FT WITH MIN. DIMENSION OF 24" IN HEIGHT AND 20" IN WIDTH.



Existing conditions - Isometric Copy 1



Sheet List	
Sheet Number	Sheet Name
A101	Floor plants
A102	Roof
A103	Elevations & Sections 1
A104	Elevations & Sections 2
A100	Cover
A200	Cover
A201	Floor plants
A202	Roof
A203	Elevations & Sections 1
A204	Elevations & Sections 2
A205	Elevations & Sections 2
A206	Elevations & Sections 2
A207	IEWS
A208	IEWS
A209	IEWS
A210	IEWS
A105	IEWS
A106	IEWS
A107	IEWS
A300	Cover
A400	Cover

Sheet List	
Sheet Number	Sheet Name
A301	Floor plants
A302	Roof
A303	Elevations & Sections 1
A304	Elevations & Sections 2
A305	Elevations & Sections 2
A306	Elevations & Sections 2
A307	IEWS
A308	IEWS
A309	IEWS
A310	IEWS
A401	Floor plants
A402	Roof
A403	Elevations & Sections 1
A404	Elevations & Sections 2
A405	Elevations & Sections 2
A406	Elevations & Sections 2
A407	IEWS
A408	IEWS
A409	IEWS
A410	IEWS
A401-2	Floor plants
A301-2	Floor plants
A201-2	Floor plants


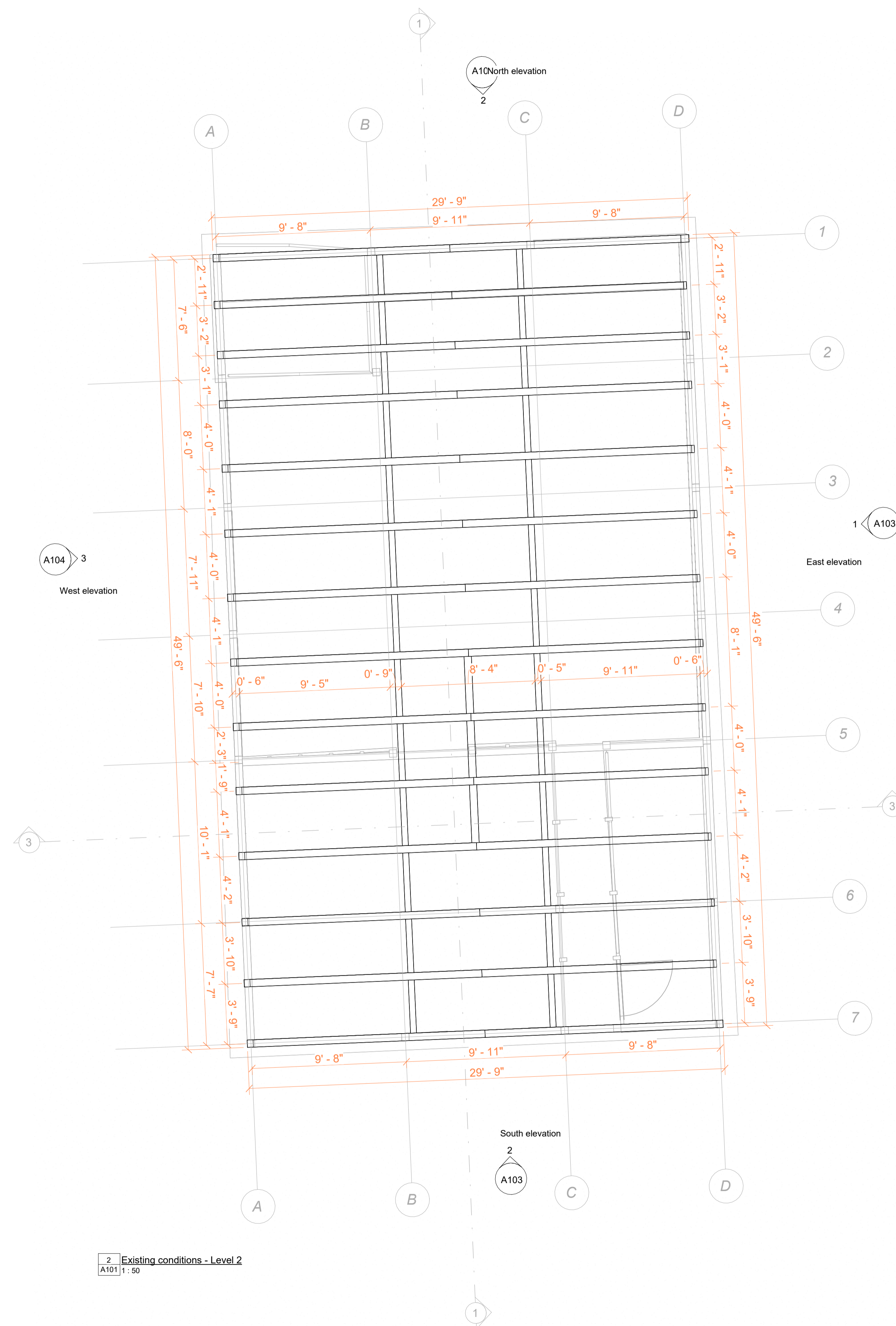
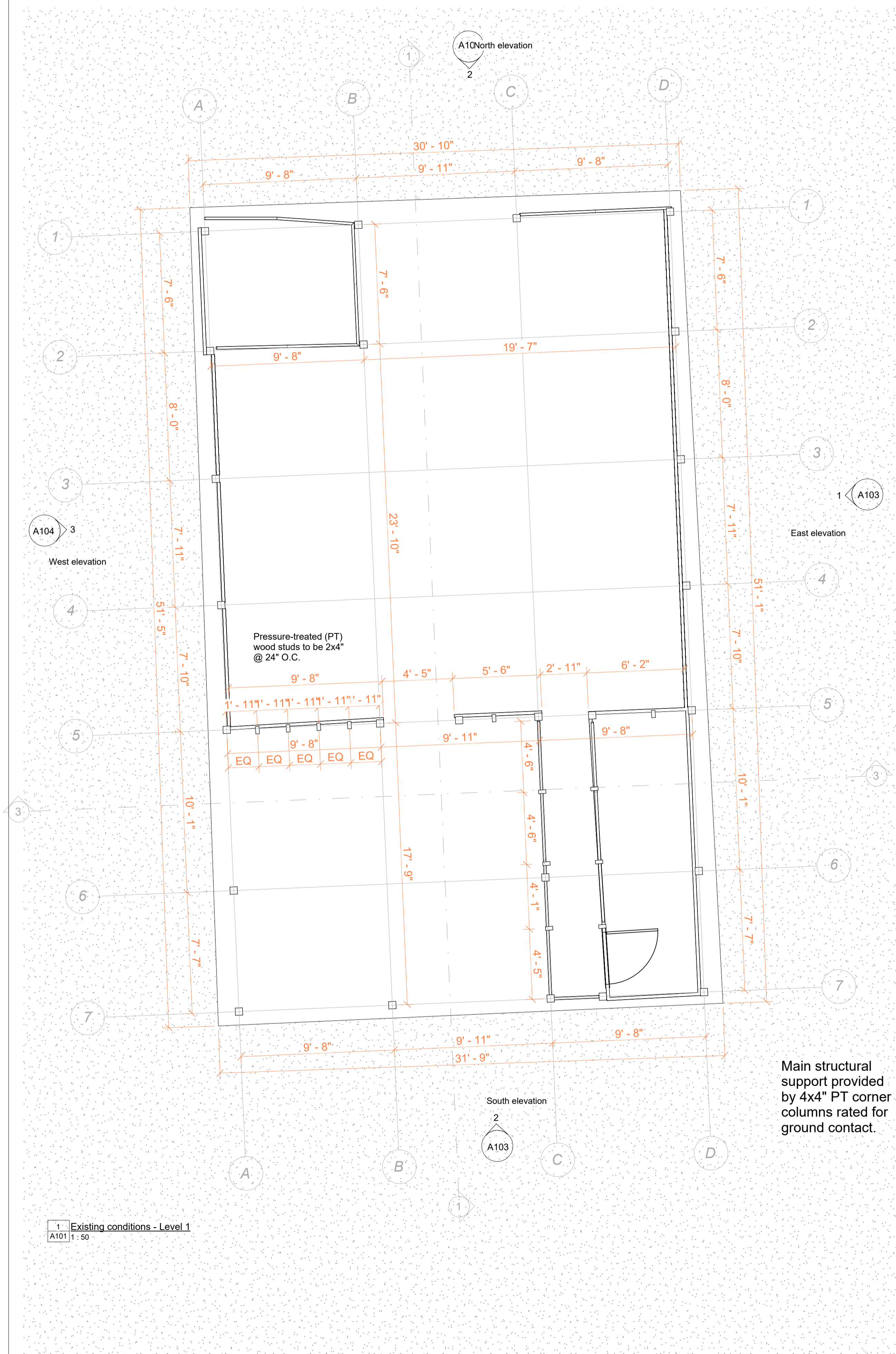


**TECHSCAN**  
Surveying As Builds and Geospatial Solutions

Floor plants	
Projet number	0001
Date	26/01/2026
Checked by	A101
Scale	1-50



18 Spencer St, Brooklyn,  
NY 11205  
info@TechScanusa.com  
TechScanusa.com  
(929) 486 9091



**TECHSCAN**  
Surveying As Builds and Geospatial Solutions

Floor plans

Project number 0001

Date 26/01/2026

Checked by

A101

Scale 1-50



18 Spencer St, Brooklyn,  
NY 11205  
info@TechScanusa.com  
TechScanusa.com  
(929) 486 9091




**TECHSCAN**  
Surveying As Builds and Geospatial Solutions


Roof & Iso	
Project number	0001
Date	26/01/2026
Checked by	A102
Scale	1-50



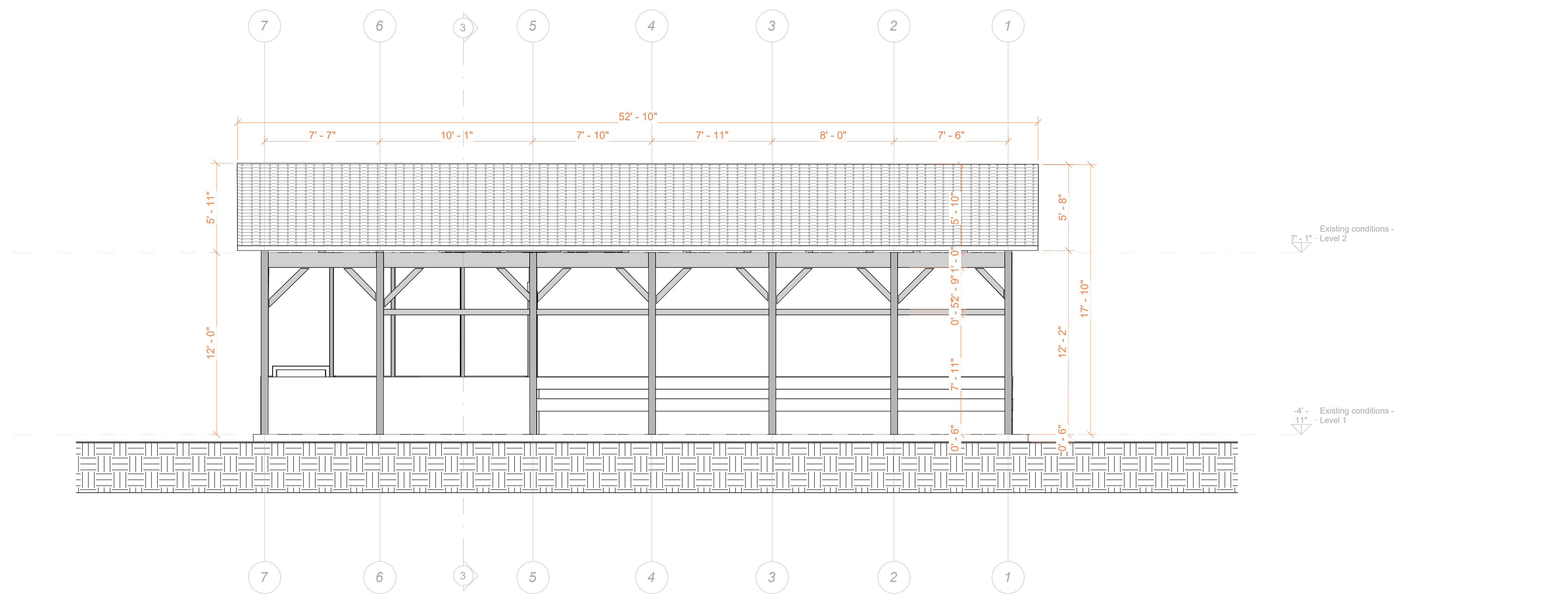
18 Spencer St, Brooklyn,  
NY 11205  
info@TechScanusa.com  
TechScanusa.com  
(929) 486 9091



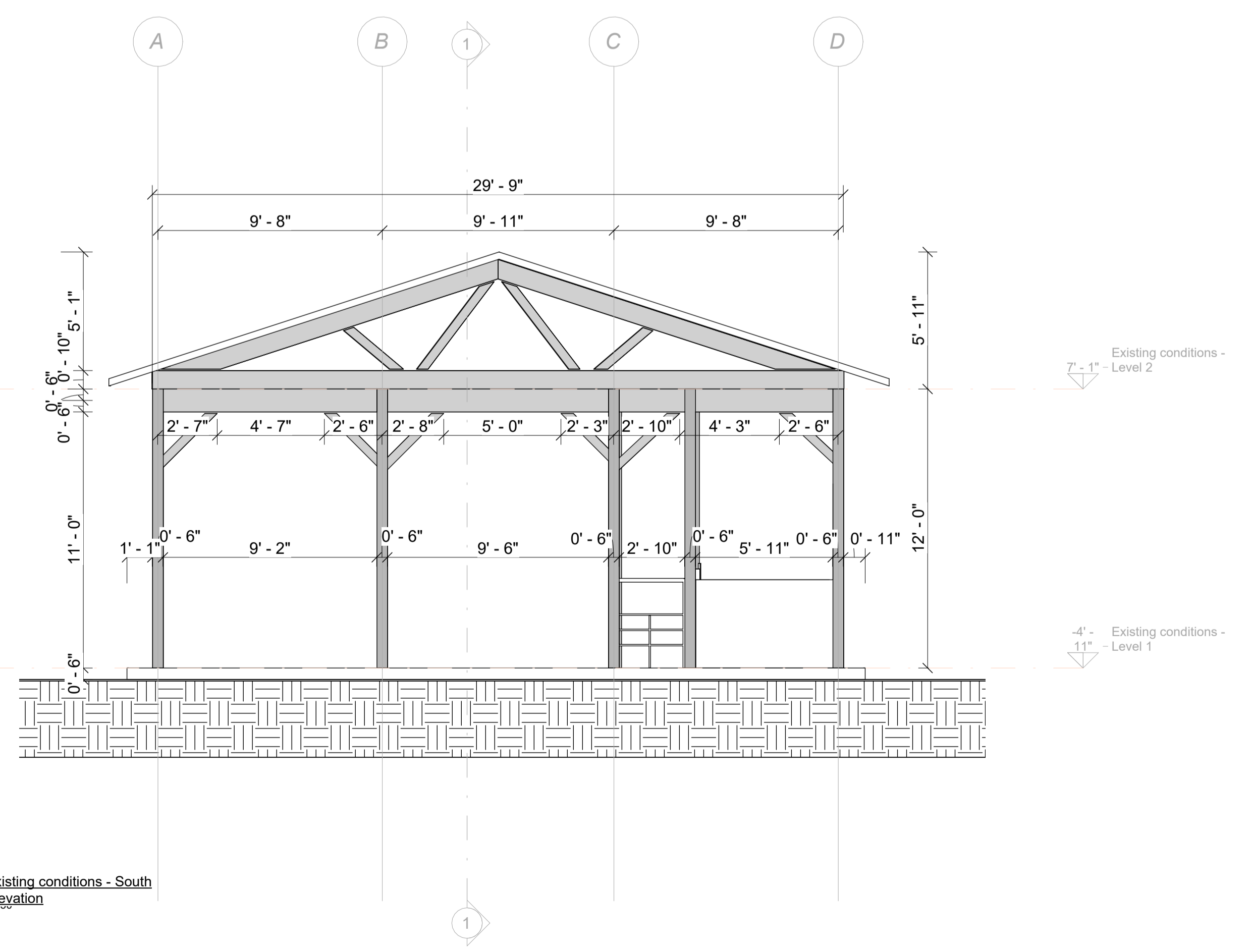
2 Existing conditions - Isometric  
A102



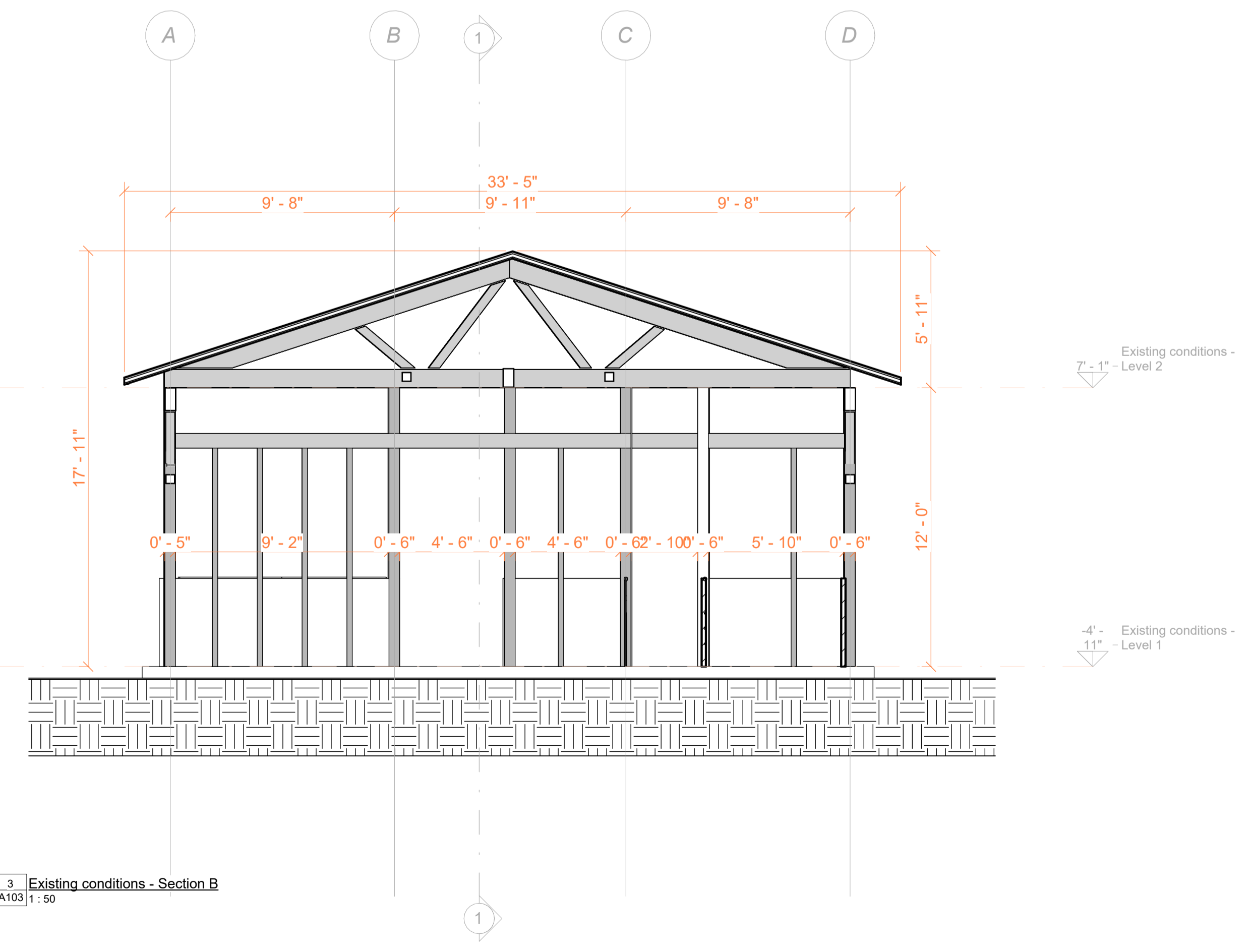
1 Existing conditions - Roof  
A102 1:50



1 West Elevation  
A103 1:50



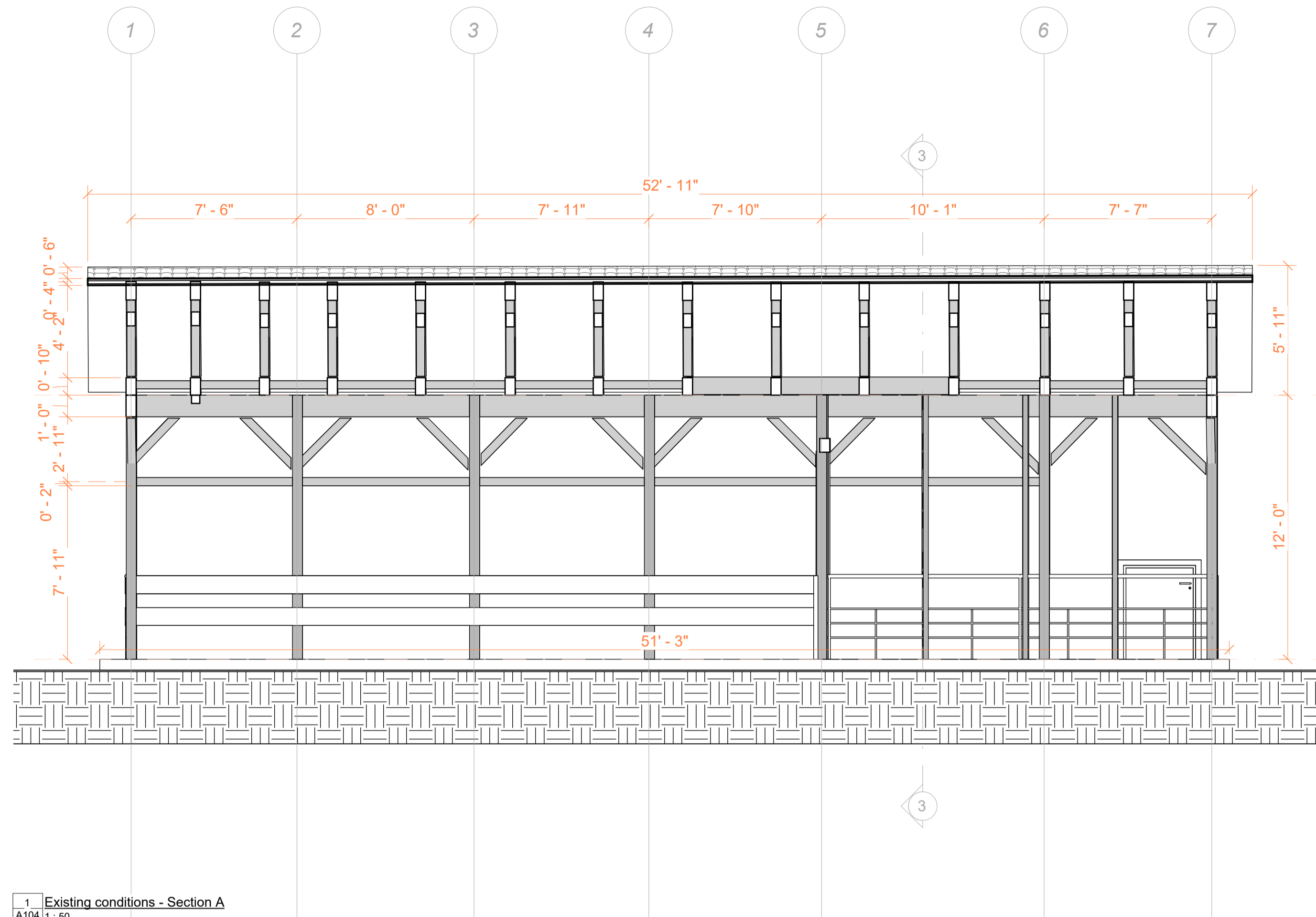
2 Existing conditions - South Elevation  
A103 1:50



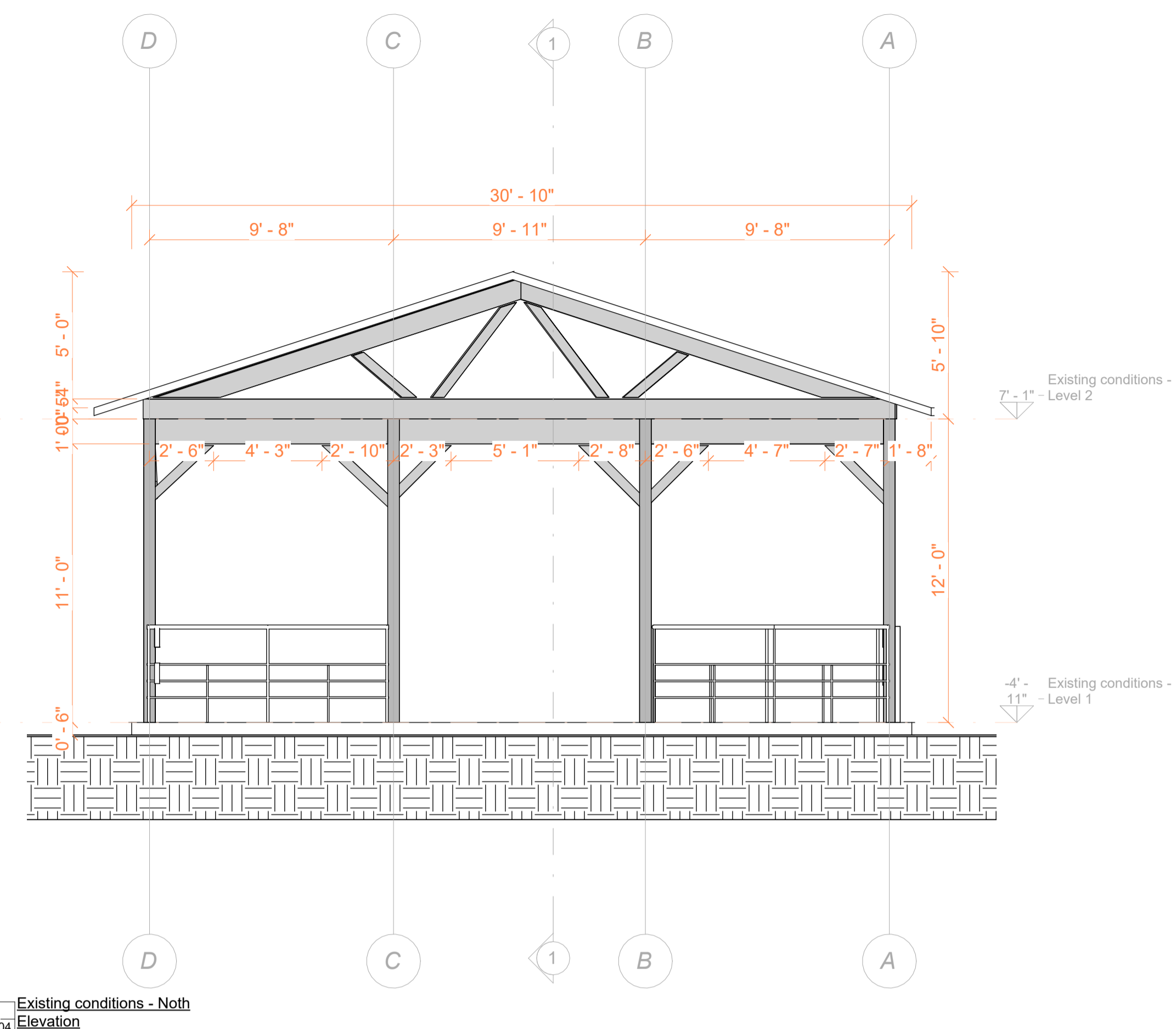
3 Existing conditions - Section B  
A103 1:50

Elevations & Sections

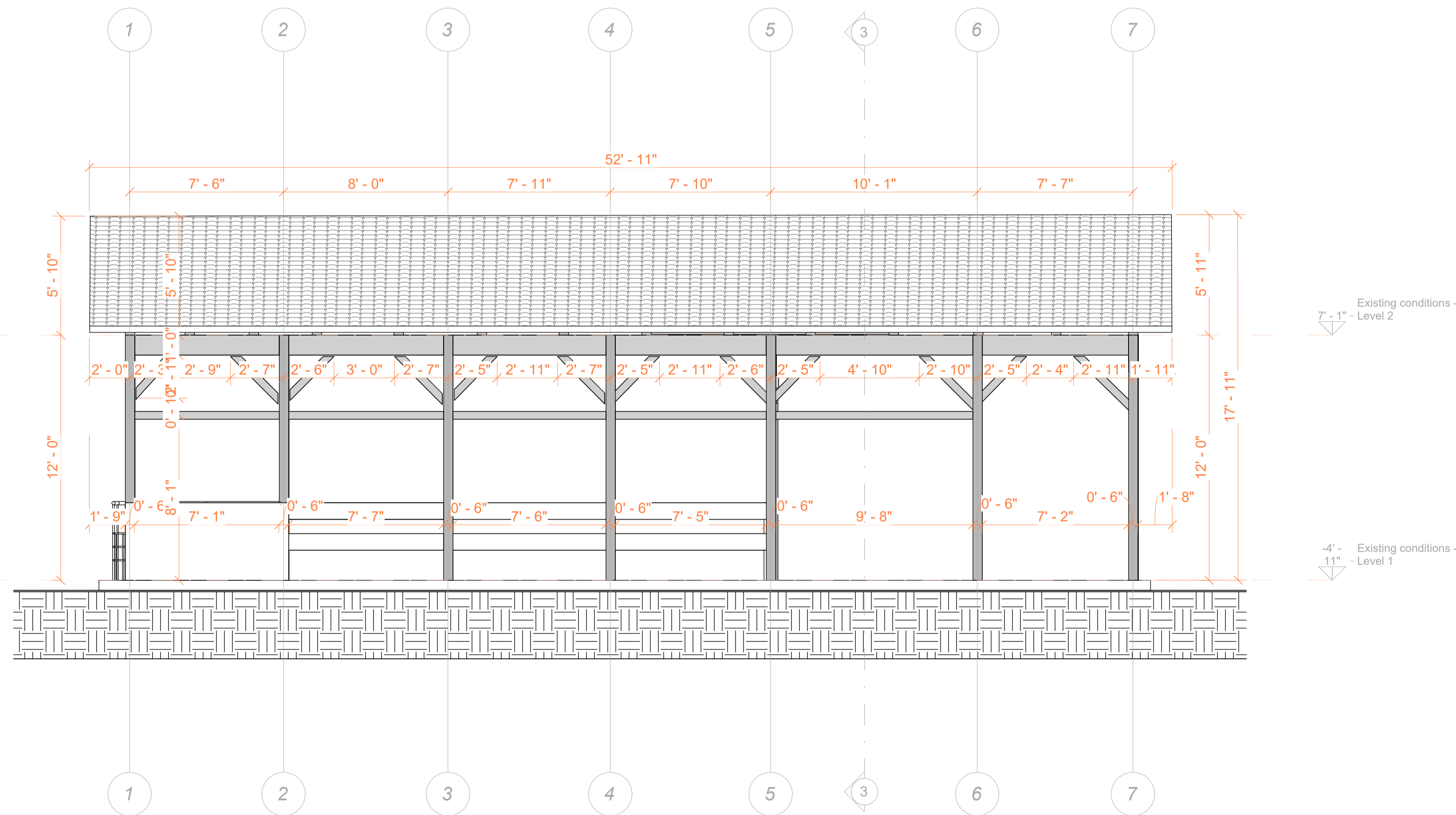
Project number	0001
Date	26/01/2026
Checked by	A103
Scale	1-50



1 Existing conditions - Section A  
A104 1:50



2 Existing conditions - North Elevation  
A104



3 Existing conditions - East Elevation  
A104

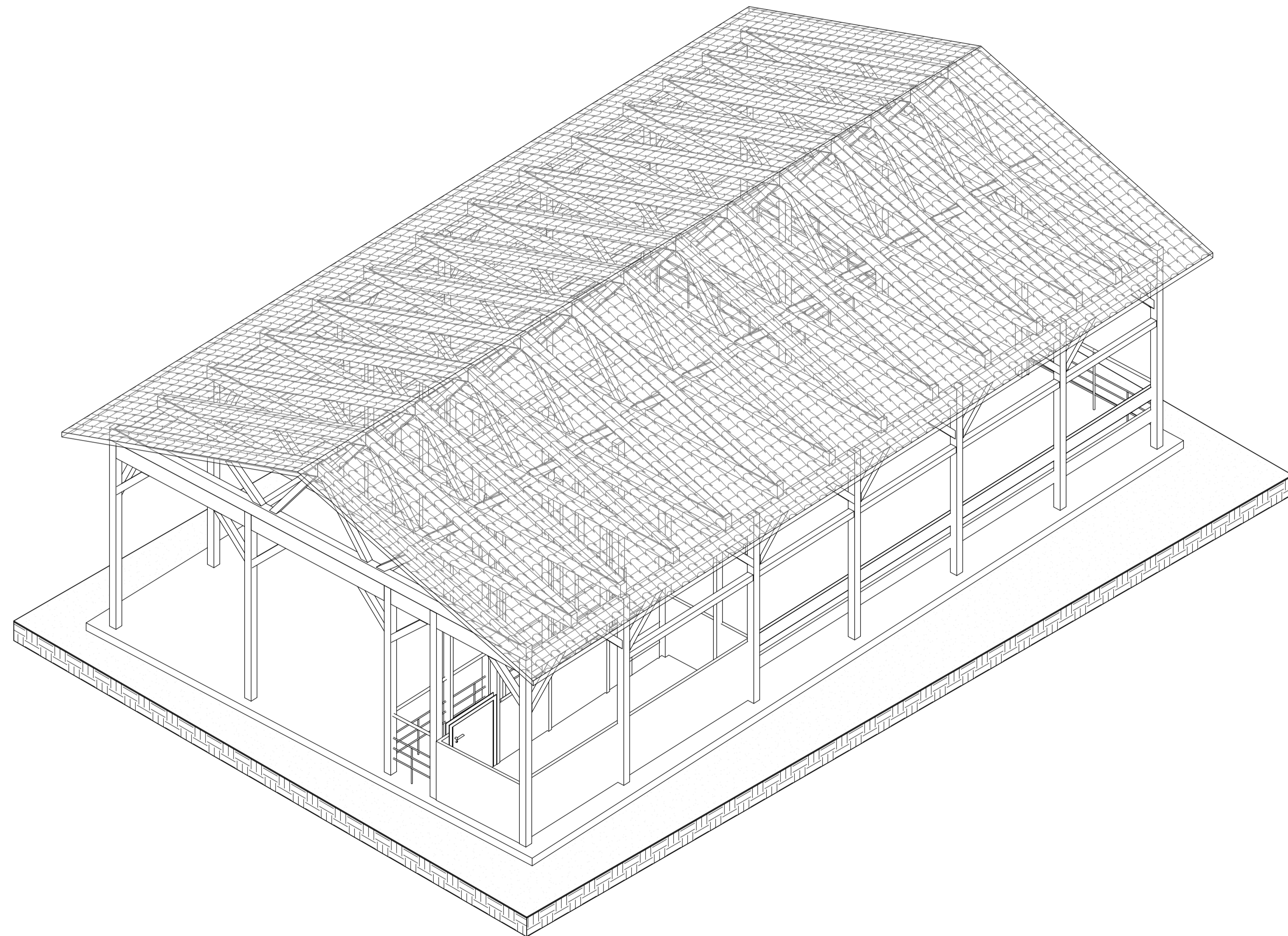


**TECHSCAN**  
Surveying As Builds and Geospatial Solutions

Elevations & Sections	
Project number	0001
Date	26/01/2026
Checked by	
	A101
Scale	1-50



18 Spencer St, Brooklyn,  
NY 11205  
info@TechScanusa.com  
TechScanusa.com  
(929) 486 9091



1 Existing conditions - Isometric  
A105 Copy 1 Copy 1



**TECHSCAN**  
Surveying As Builds and Geospatial Solutions

Elevations & Sections

Project number 0001

Date 26/01/2026

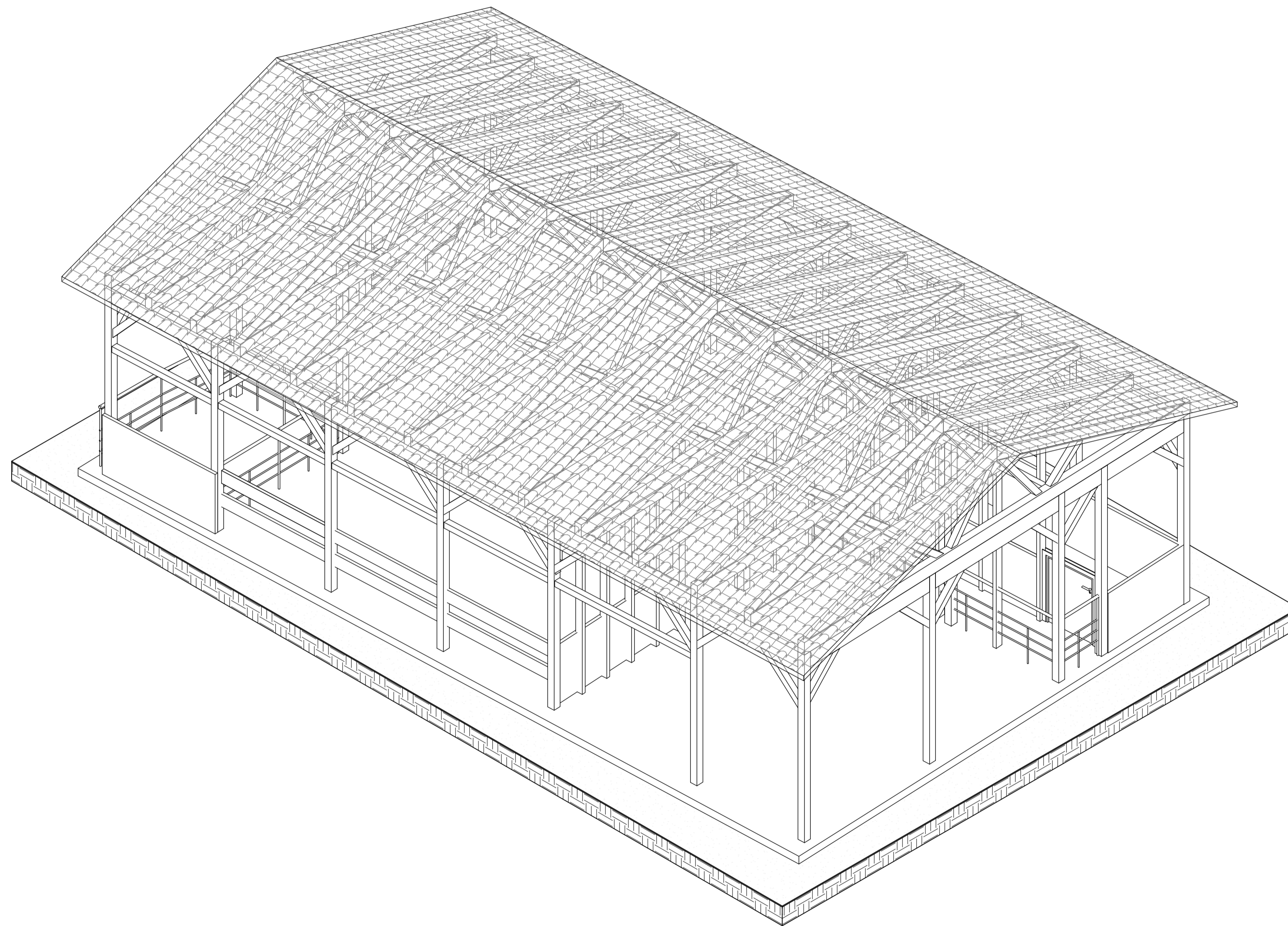
Checked by

A101

Scale 1-50



18 Spencer St, Brooklyn,  
NY 11205  
info@TechScanusa.com  
TechScanusa.com  
(929) 486 9091



1 Existing conditions - Isometric  
A106 Copy 1 Copy 1 Copy 1



**TECHSCAN**  
Surveying As Builds and Geospatial Solutions

Elevations & Sections

Project number 0001

Date 26/01/2026

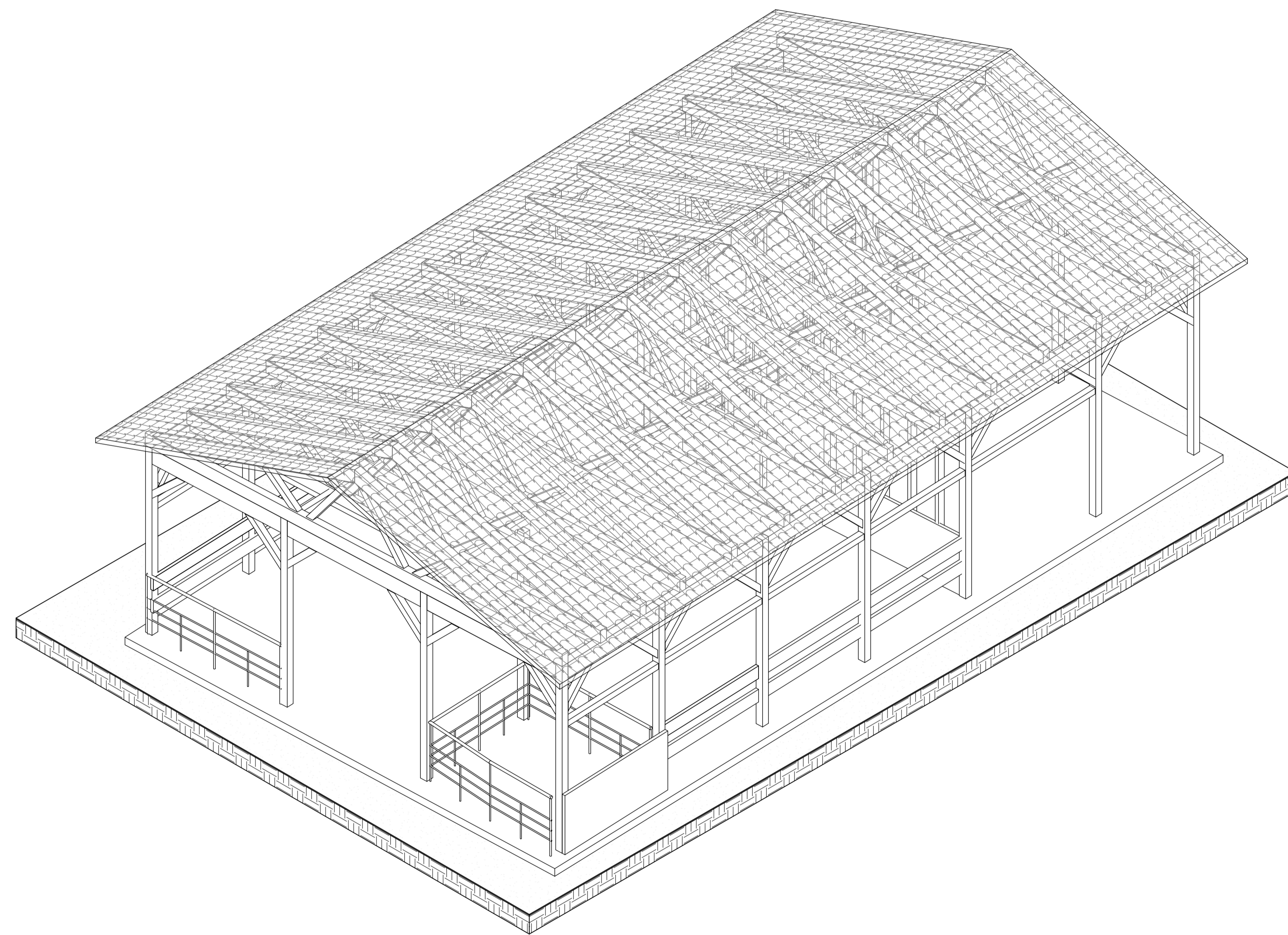
Checked by

A101

Scale 1-50



18 Spencer St, Brooklyn,  
NY 11205  
info@TechScanusa.com  
TechScanusa.com  
(929) 486 9091



1 Existing conditions - Isometric  
A107 Copy 1 Copy 1 Copy 1 Copy 1



**TECHSCAN**  
Surveying As Builds and Geospatial Solutions

Elevations & Sections

Project number 0001

Date 26/01/2026

Checked by

A101

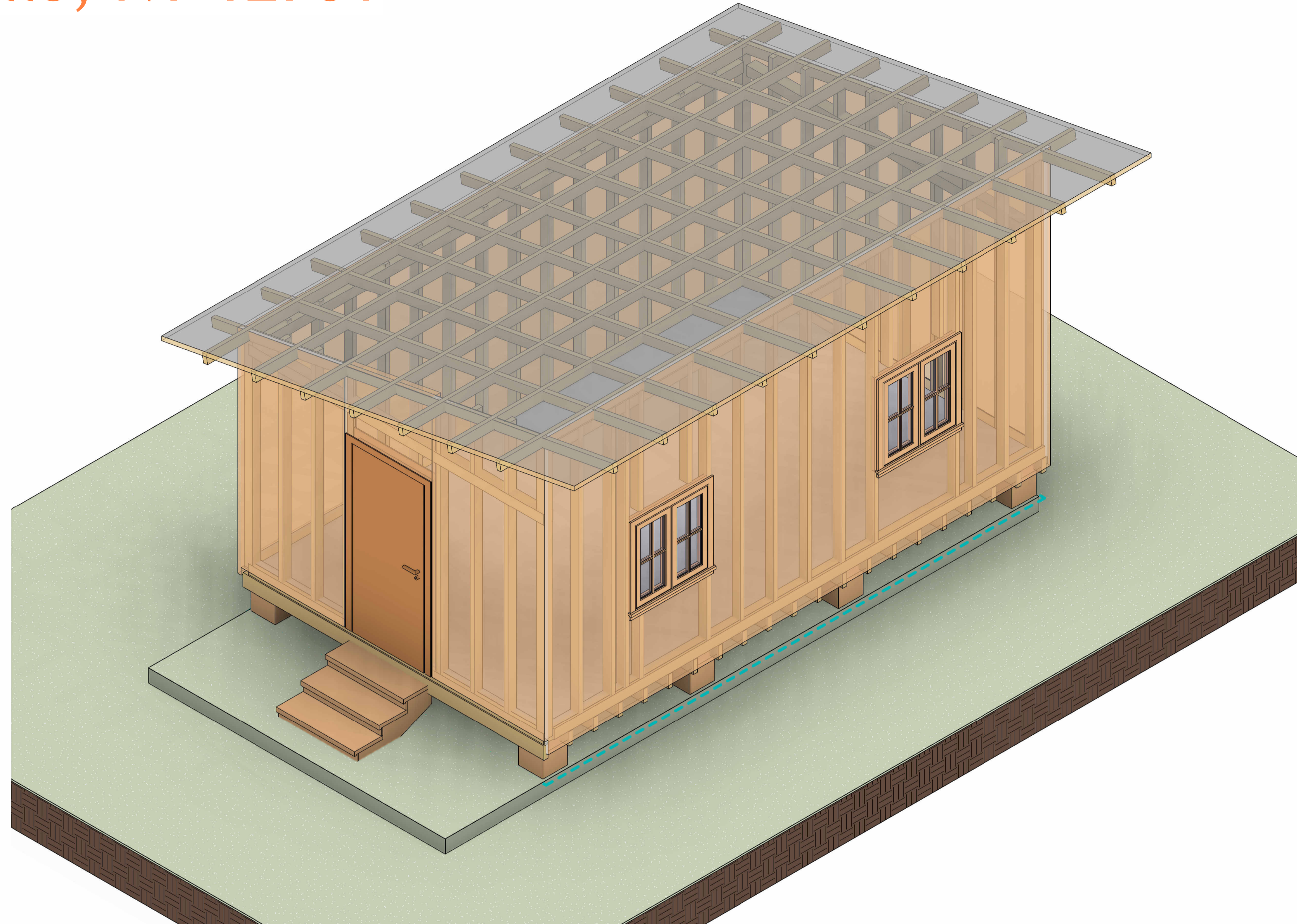
Scale 1-50




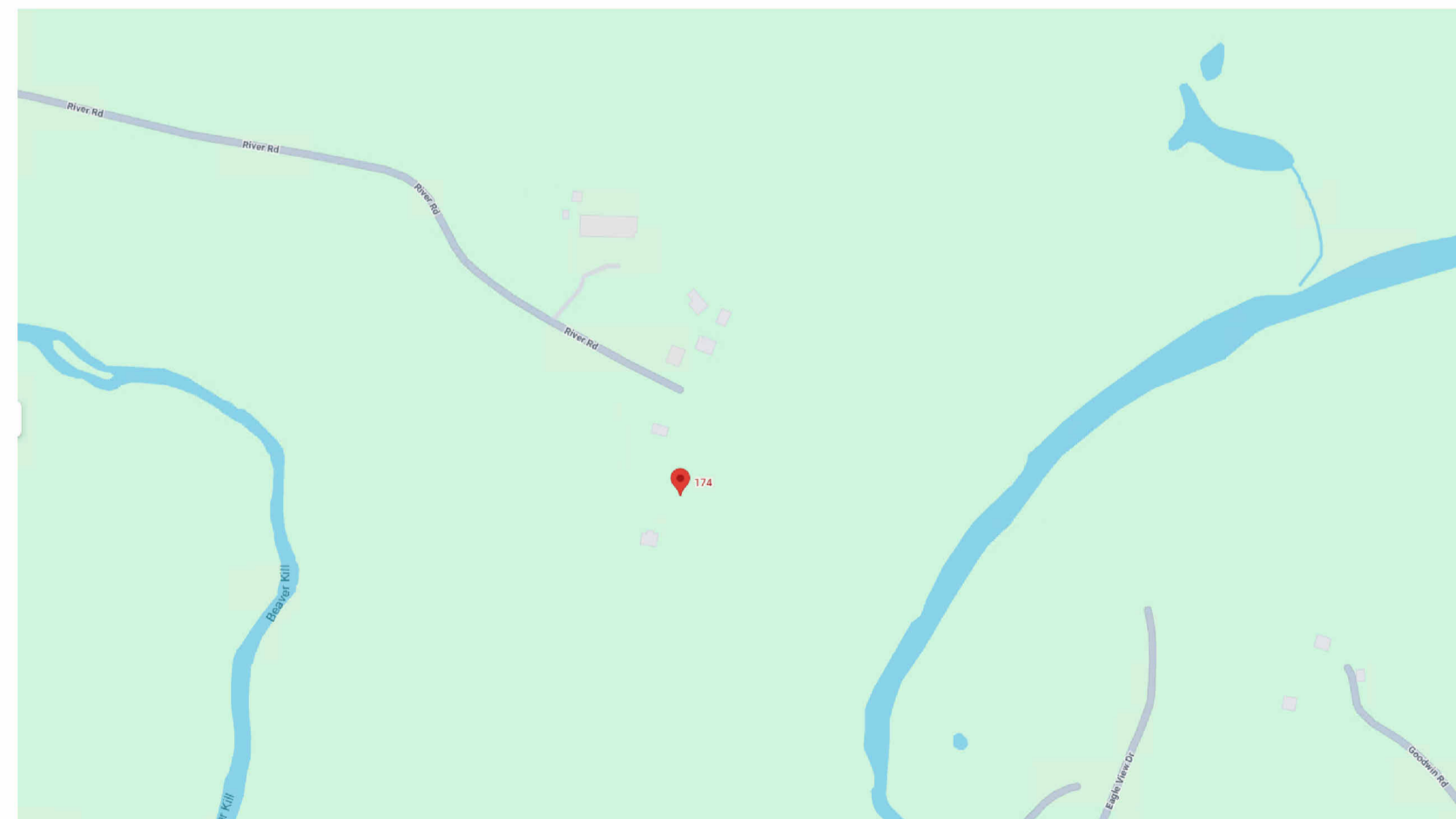
18 Spencer St, Brooklyn,  
NY 11205  
info@TechScanusa.com  
TechScanusa.com  
(929) 486 9091

# 174 River Rd, Monticello, NY 12701

1. A1, A2, A3, A4 & A5 THESE DOCUMENTS ARE THE PROPERTY OF THE DESIGNER AND SHALL NOT BE COPIED, DUPLICATED, ALTERED, MODIFIED OR REVISED IN ANY WAY WITHOUT THE WRITTEN APPROVAL OF THE DESIGNER.
2. CONTRACTOR SHALL VERIFY ALL CONDITIONS AND DIMENSIONS AT THE SITE AND ALL INCONSISTENCIES SHALL BE BROUGHT TO THE ATTENTION OF THE DEVELOPER AND THE DESIGNER BEFORE PROCEEDING WITH THE WORK.
3. ANY ERRORS OR OMISSIONS FOUND IN THESE DRAWINGS SHALL BE BROUGHT TO DEVELOPERS AND DESIGNERS ATTENTION IMMEDIATELY.
4. DO NOT SCALE DRAWINGS. WRITTEN DIMENSIONS TAKE PRECEDENCE OVER SCALED DIMENSIONS.
5. ALL DIMENSIONS ARE TO FACE OF STUD OR TO FACE OF FRAMING UNLESS OTHERWISE NOTED.
6. ALL TRUSS DRAWINGS TO BE REVIEWED AND APPROVED BY THE STRUCTURAL ENGINEER PRIOR TO ISSUANCE OF BUILDING PERMIT.
7. ALL OR EQUAL SUBSTITUTIONS MUST BE SUBMITTED TO AND APPROVED BY CITY BUILDING OFFICIAL PRIOR TO INSTALLATION.
8. ALL ELECTRICAL AND MECHANICAL EQUIPMENT AND METERS ARE SUBJECT TO RELOCATION DUE TO FIELD CONDITIONS, CONTRACTOR TO VERIFY.
9. DAMP PROOFING - ONE COAT CONTINUOUS ELASTOMERIC WATERPROOFING FROM GRADE LEVEL TO BOTTOM OF FOUNDATION.
10. SHOP DRAWING REVIEW AND DISTRIBUTION, ALONG WITH PRODUCT SUBMITTALS, REQUESTED IN THE CONSTRUCTION DOCUMENTS, SHALL BE THE SOLE RESPONSIBILITY OF THE GENERAL CONTRACTOR, UNLESS DIRECTED OTHERWISE UNDER A SEPARATE AGREEMENT.
11. DEVIATIONS FROM THESE DOCUMENTS IN THE CONSTRUCTION PHASE SHALL BE REVIEWED BY THE DESIGNER AND THE OWNER PRIOR TO THE START OF WORK IN QUESTION. ANY DEVIATIONS FROM THESE DOCUMENTS WITHOUT PRIOR REVIEW, SHALL BE THE SOLE RESPONSIBILITY OF THE GENERAL CONTRACTOR.
12. THE GENERAL CONTRACTOR SHALL BE RESPONSIBLE FOR ALL WORK AND MATERIALS REPRESENTED ON THESE DOCUMENTS INCLUDING THE WORK AND MATERIALS FURNISHED BY SUBCONTRACTORS AND VENDORS.
13. THE BUILDER SHALL FURNISH ART AND ALL REPORTS RECEIVED FROM THE GEOTECHNICAL ENGINEER (SOILS REPORT), ON THE STUDY OF THE PROPOSED SITE, TO THE DESIGNER, STRUCTURAL ENGINEER, AND GENERAL CONTRACTOR. IN THE EVENT THE GEOTECHNICAL REPORTS DO NOT EXIST, THE SOILS CONDITION SHALL BE ASSUMED TO BE A MINIMUM DESIGN SOIL PRESSURE STATED BY THE STRUCTURAL ENGINEER OF RECORD FOR THE PURPOSE OF STRUCTURAL DESIGN. GENERAL CONTRACTOR SHALL ASSURE THE SOIL CONDITIONS MEET OR EXCEED THE CRITERIA.
14. ALL WORK PERFORMED BY THE GENERAL CONTRACTOR SHALL COMPLY AND CONFORM WITH LOCAL AND STATE BUILDING CODES, ORDINANCES AND REGULATIONS, ALONG WITH ALL OTHER AUTHORITIES HAVING JURISDICTION. THE GENERAL CONTRACTOR IS RESPONSIBLE TO BE AWARE OF THESE REQUIREMENTS AND GOVERNING REGULATIONS.
15. WINDOW SUPPLIER TO VERIFY AT LEAST ONE WINDOW IN ALL BEDROOMS TO HAVE A CLEAR EGRESS OPENING OF 5.7 SQ FT WITH MIN. DIMENSION OF 24" IN HEIGHT AND 20" IN WIDTH.



1 (3D) Copy 1  
A200



Sheet List	
Sheet Number	Sheet Name

A101	Floor plants
A102	Roof
A103	Elevations & Sections 1
A104	Elevations & Sections 2
A100	Cover
A200	Cover
A201	Floor plants
A202	Roof
A203	Elevations & Sections 1
A204	Elevations & Sections 2
A205	Elevations & Sections 2
A206	Elevations & Sections 2
A207	IEWS
A208	IEWS
A209	IEWS
A210	IEWS
A105	IEWS
A106	IEWS
A107	IEWS
A300	Cover
A400	Cover

Sheet List	
Sheet Number	Sheet Name

A301	Floor plants
A302	Roof
A303	Elevations & Sections 1
A304	Elevations & Sections 2
A305	Elevations & Sections 2
A306	Elevations & Sections 2
A307	IEWS
A308	IEWS
A309	IEWS
A310	IEWS
A401	Floor plants
A402	Roof
A403	Elevations & Sections 1
A404	Elevations & Sections 2
A405	Elevations & Sections 2
A406	Elevations & Sections 2
A407	IEWS
A408	IEWS
A409	IEWS
A410	IEWS
A401-2	Floor plants
A301-2	Floor plants
A201-2	Floor plants



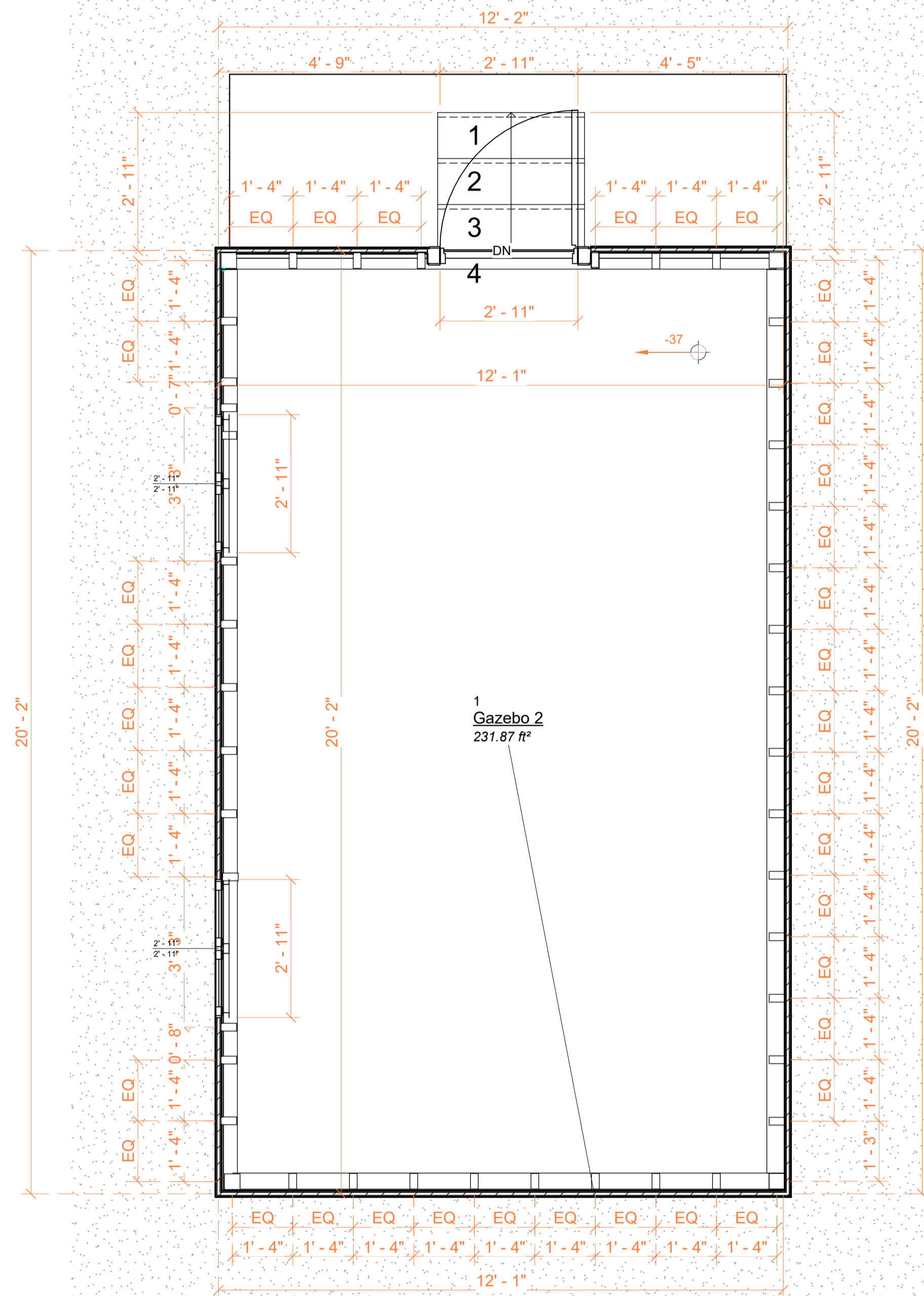
**TECHSCAN**  
Surveying As Builds and Geospatial Solutions

Floor plants	
Projet number	0001
Date	26/01/2026
Checked by	A101
Scale	1-50



18 Spencer St, Brooklyn,  
NY 11205  
info@TechScanusa.com  
TechScanusa.com  
(929) 486 9091

Wall framing shall consist of 2x4" Pressure-Treated (PT) studs spaced @ 16" O.C. Main structural support provided by 4x4" PT corner columns rated for ground contact. Maximum clear span between columns not to exceed 8'-0" to maintain structural integrity and load distribution.

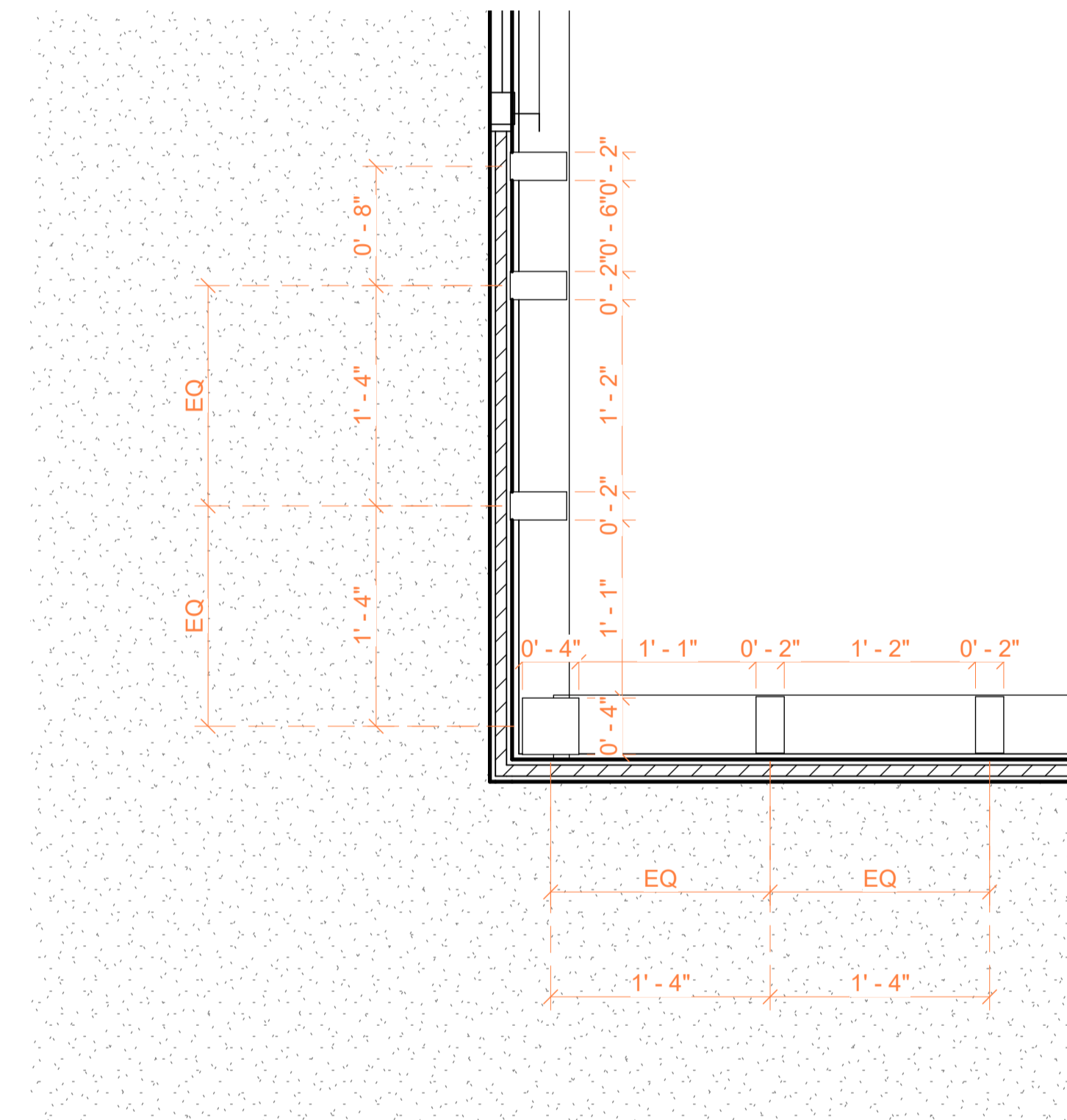


1 Gazebo 2  
231.87 ft<sup>2</sup>

Pressure-treated (PT) wood studs to be 2x4" @ 16" O.C.

Main structural support provided by 4x4" PT corner columns rated for ground contact.

1 Existing conditions - G2-L1  
A201 1:25



2 Existing conditions - G2-L1  
A201 Copy 1



**TECHSCAN**  
Surveying As Builds and Geospatial Solutions

Floor plans

Project number 0001

Date 26/01/2026

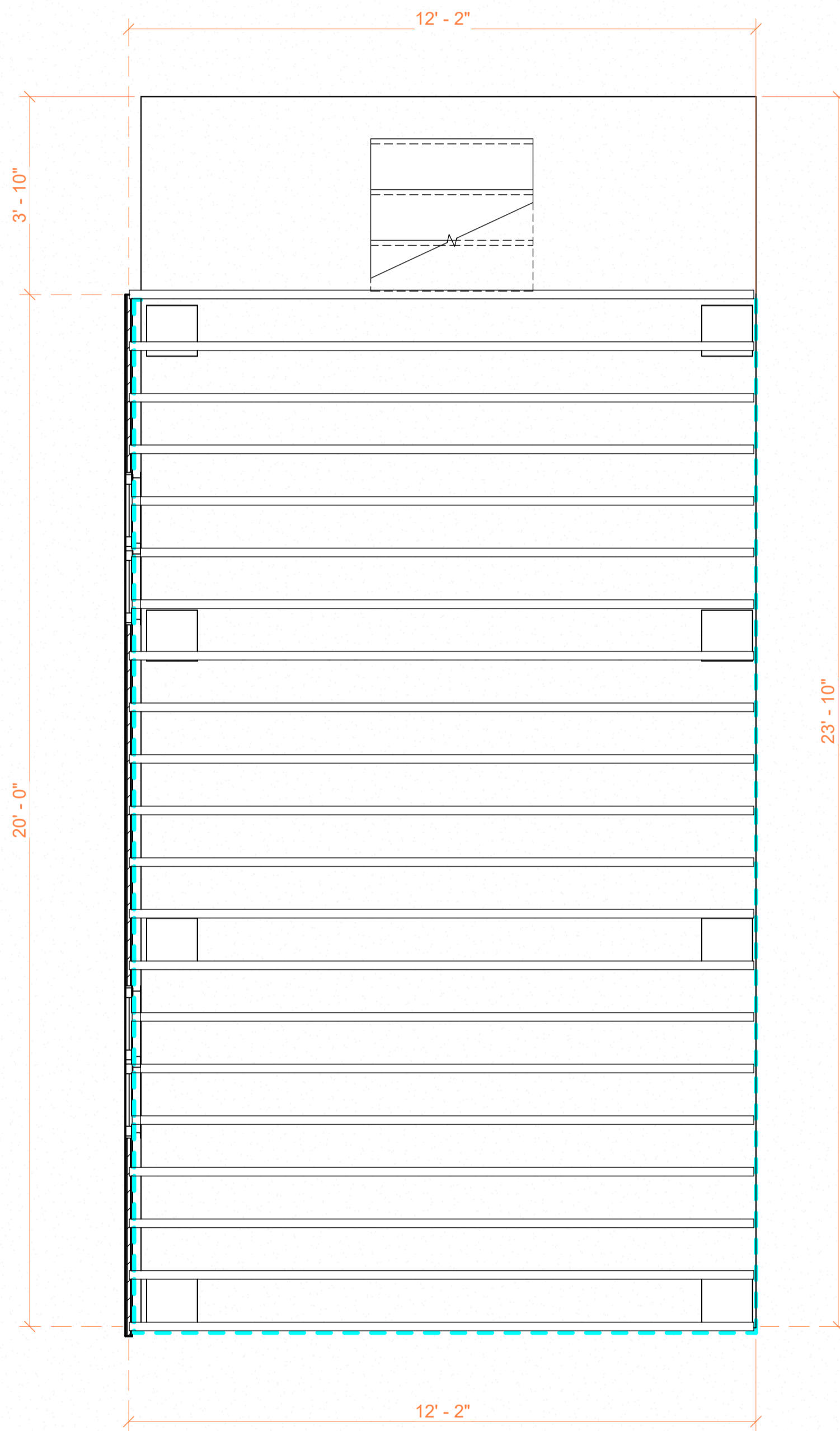
Checked by

A101

Scale 1-50

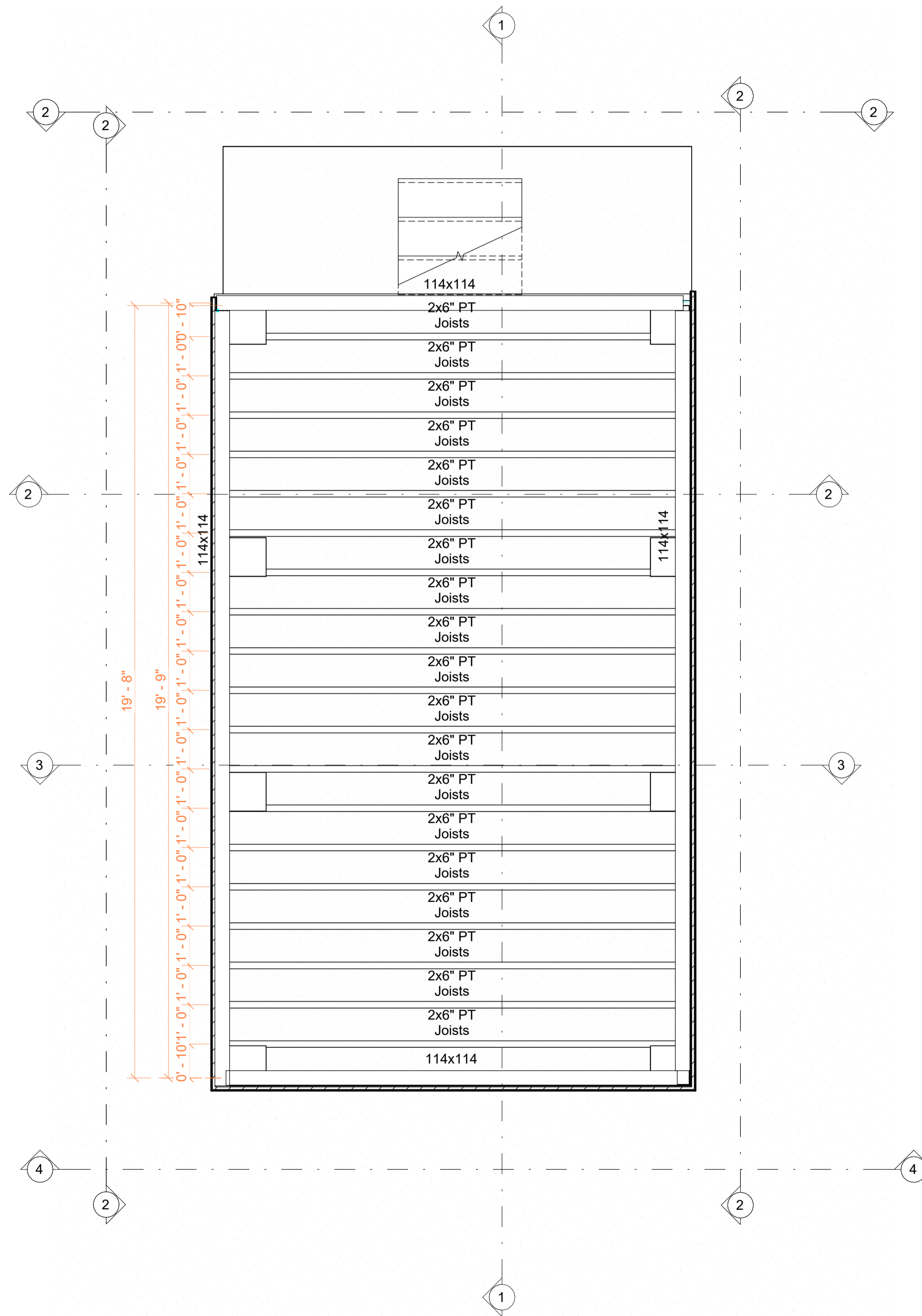


18 Spencer St, Brooklyn,  
NY 11205  
info@TechScanusa.com  
TechScanusa.com  
(929) 486 9091



Floor assembly to consist of 2x6" PT joists @ 12" O.C. to ensure a rigid base and moisture resistance. Subfloor shall be 3/4" exterior-grade plywood or T&G treated decking, fastened securely to joists to prevent deflection.

Structure to be supported by precast concrete pier blocks on a 4-inch compacted gravel bed. Maintain a minimum of 6-inch clearance between wood framing and finished grade for ventilation.



1 Level 2 G2 str  
A201-21:25

2 Level 1 STR G2  
A201-21:25

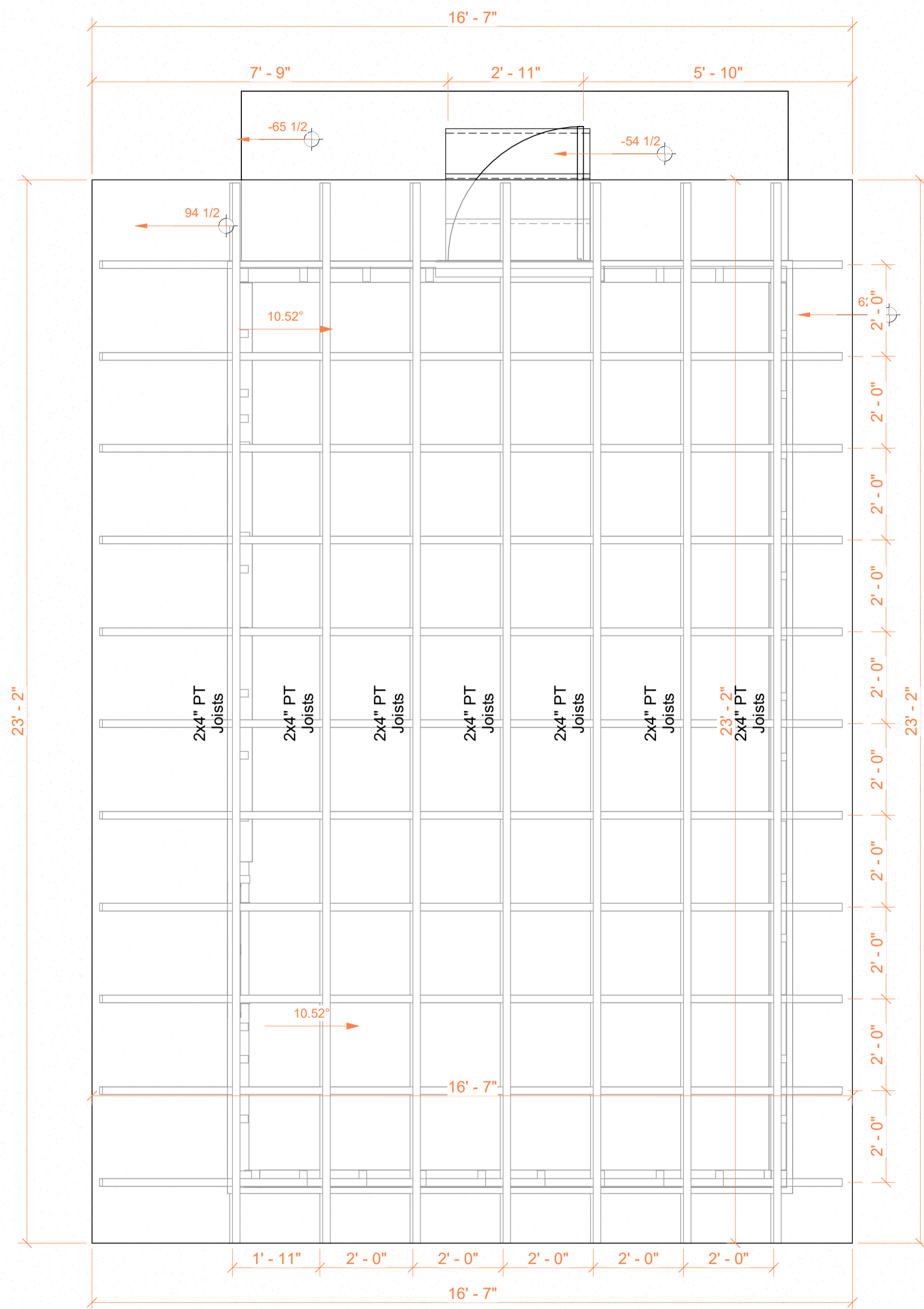


**TECHSCAN**  
Surveying As Builds and Geospatial Solutions

Floor plans	
Project number	0001
Date	26/01/2026
Checked by	
	A101
Scale	1-50




18 Spencer St, Brooklyn,  
NY 11205  
info@TechScanusa.com  
TechScanusa.com  
(929) 486 9091



Roof structure to utilize 2x4" rafters @ 24" O.C. All rafter-to-beam intersections must be secured with galvanized joist hangers (Simpson Strong-Tie or equiv.). Hurricane ties are required at all rafter-to-wall plate connections to ensure uplift resistance against wind loads.

Roofing to be installed over 1/2" OSB or Plywood sheathing. Underlayment shall be 15 lb asphalt felt or synthetic membrane, including aluminum drip edges at all eaves. Final finish consists of 3-tab asphalt shingles fastened with 1-1/4" galvanized nails.

1 Existing conditions - Roof  
A202 Copy 1

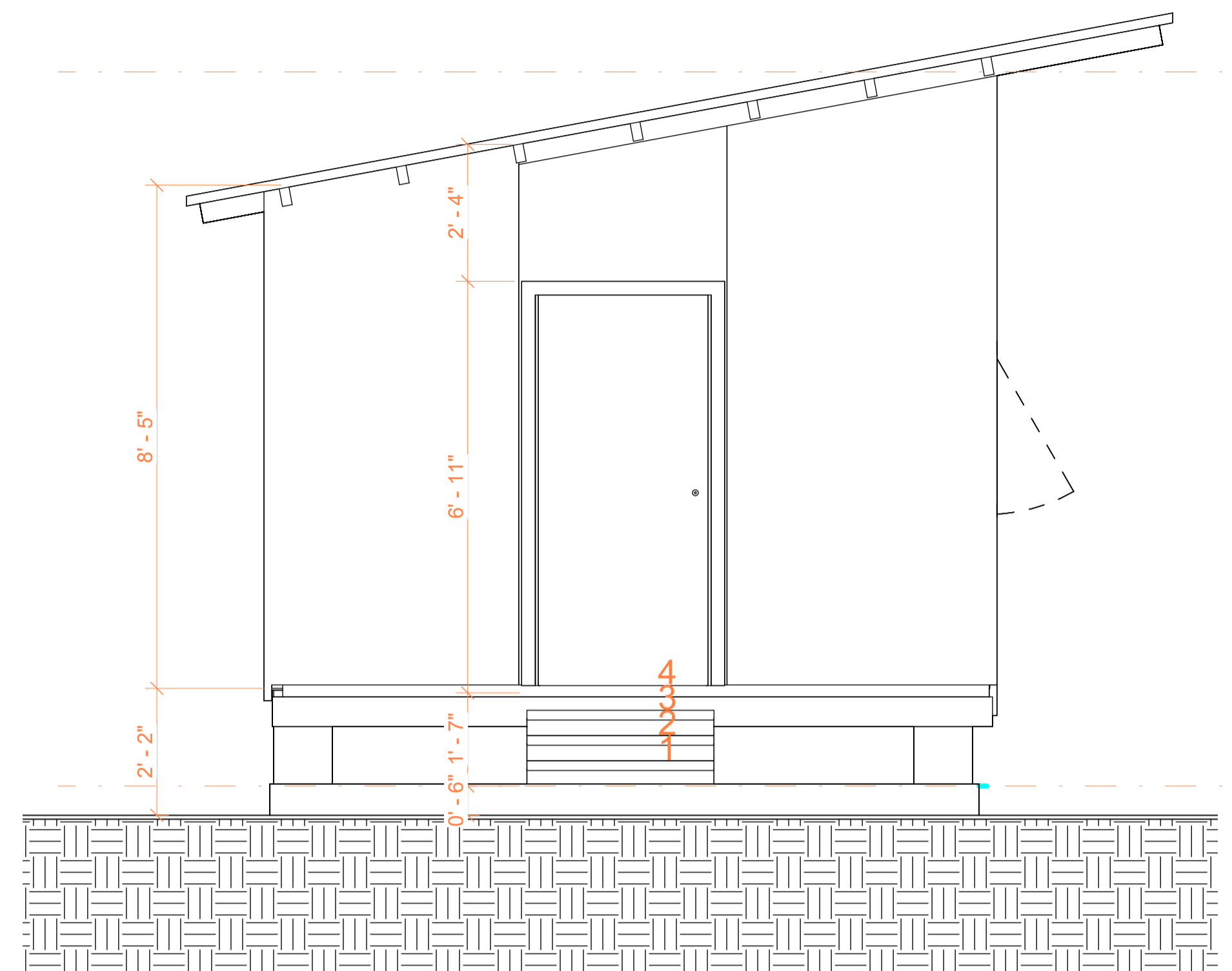


**TECHSCAN**  
Surveying As Builds and Geospatial Solutions

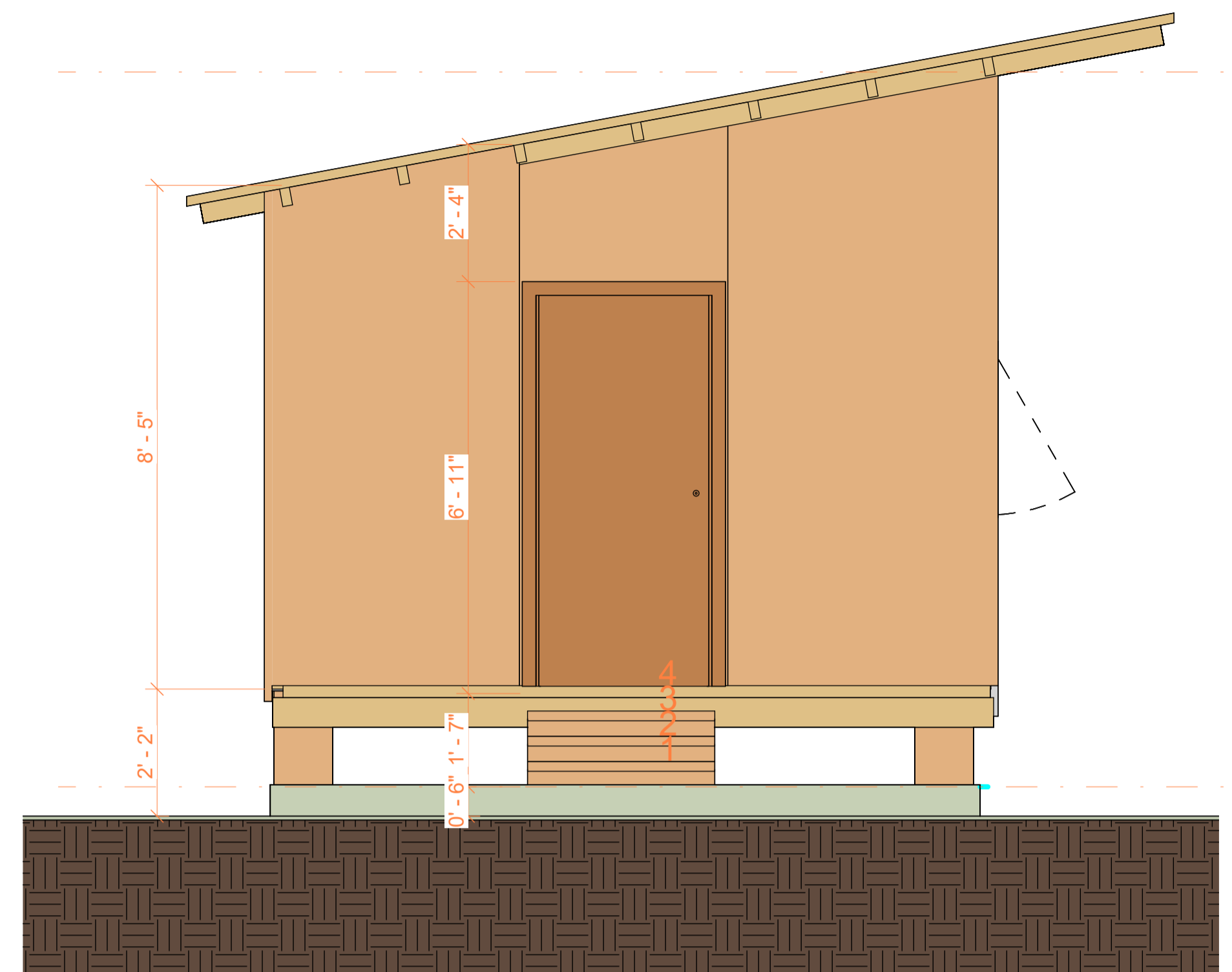
Roof & Iso	
Project number	0001
Date	26/01/2026
Checked by	
	A102
Scale	1-50



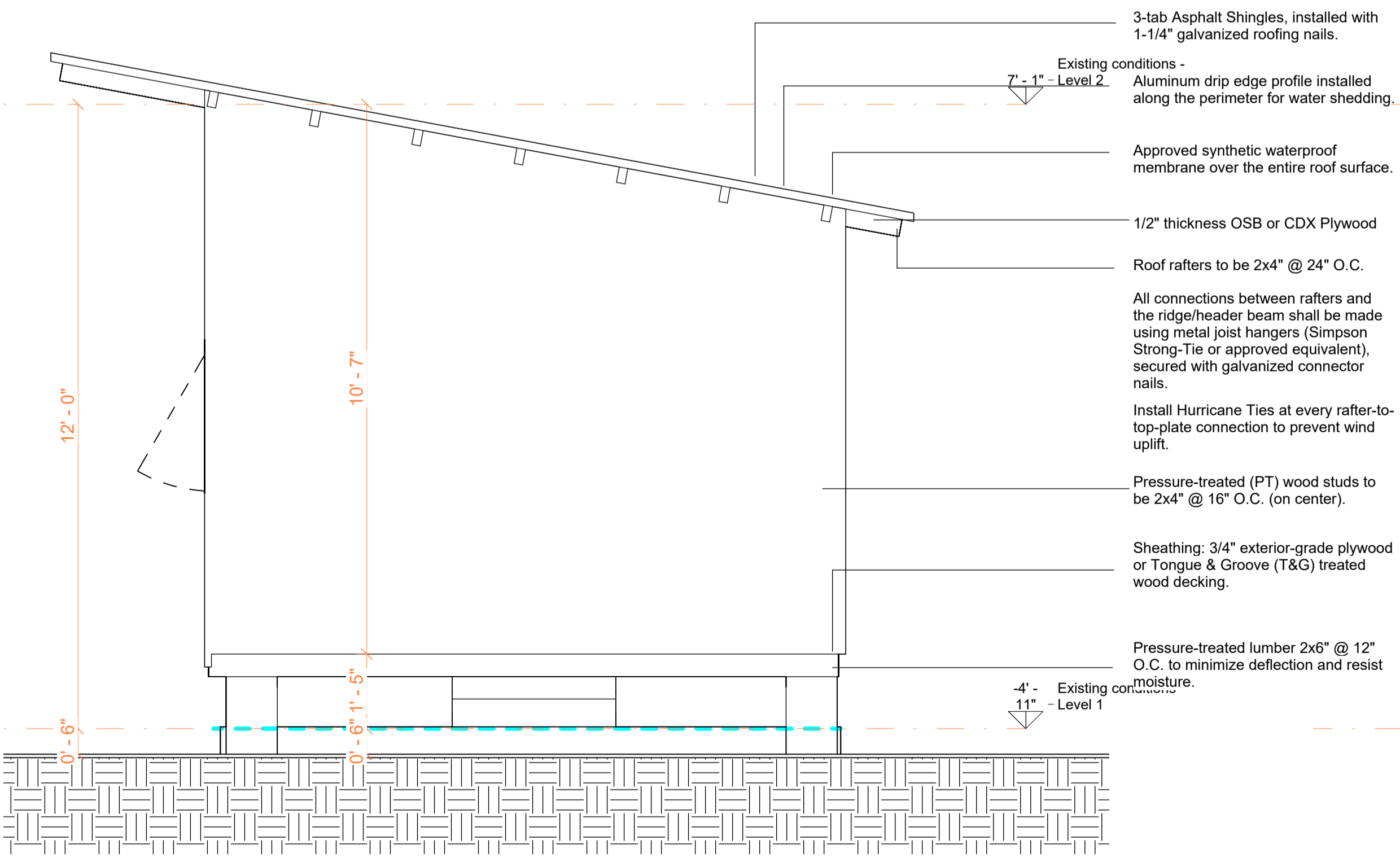
18 Spencer St, Brooklyn,  
NY 11205  
info@TechScanusa.com  
TechScanusa.com  
(929) 486 9091



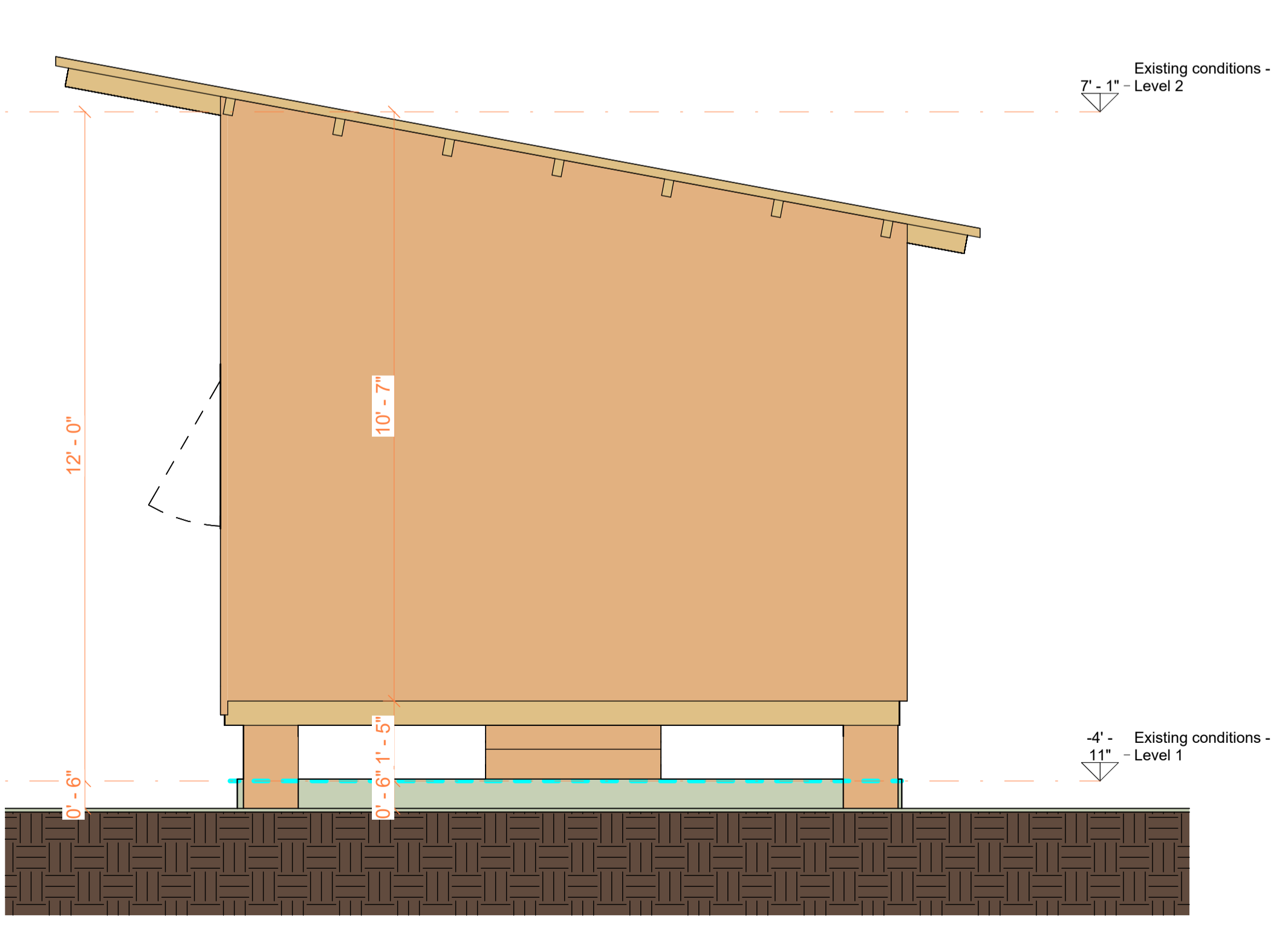
1 Sección 0  
A203 1:25



2 Sección 0 Copy 1  
A203 1:25



3 Sección 1  
A203 1:25

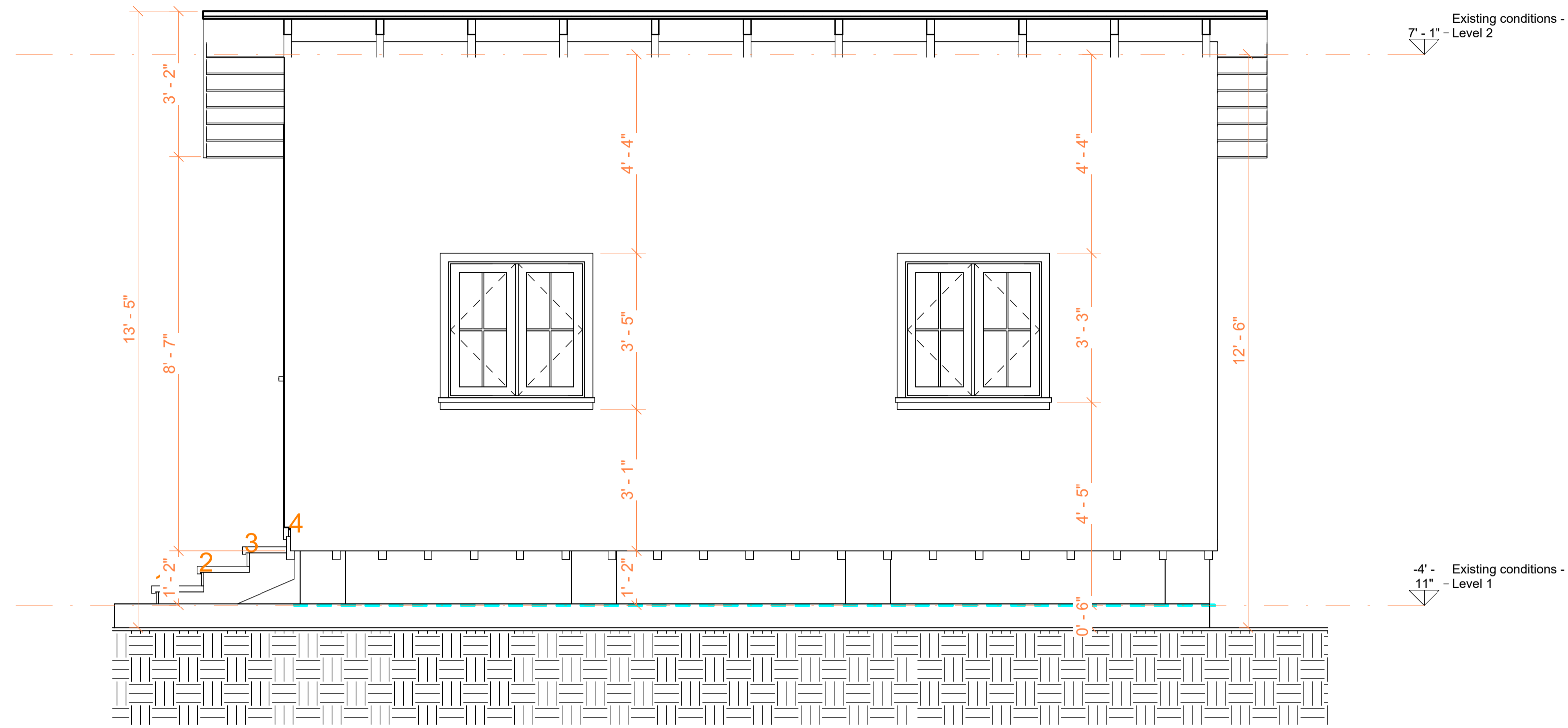


4 Sección 1 Copy 1  
A203 1:25

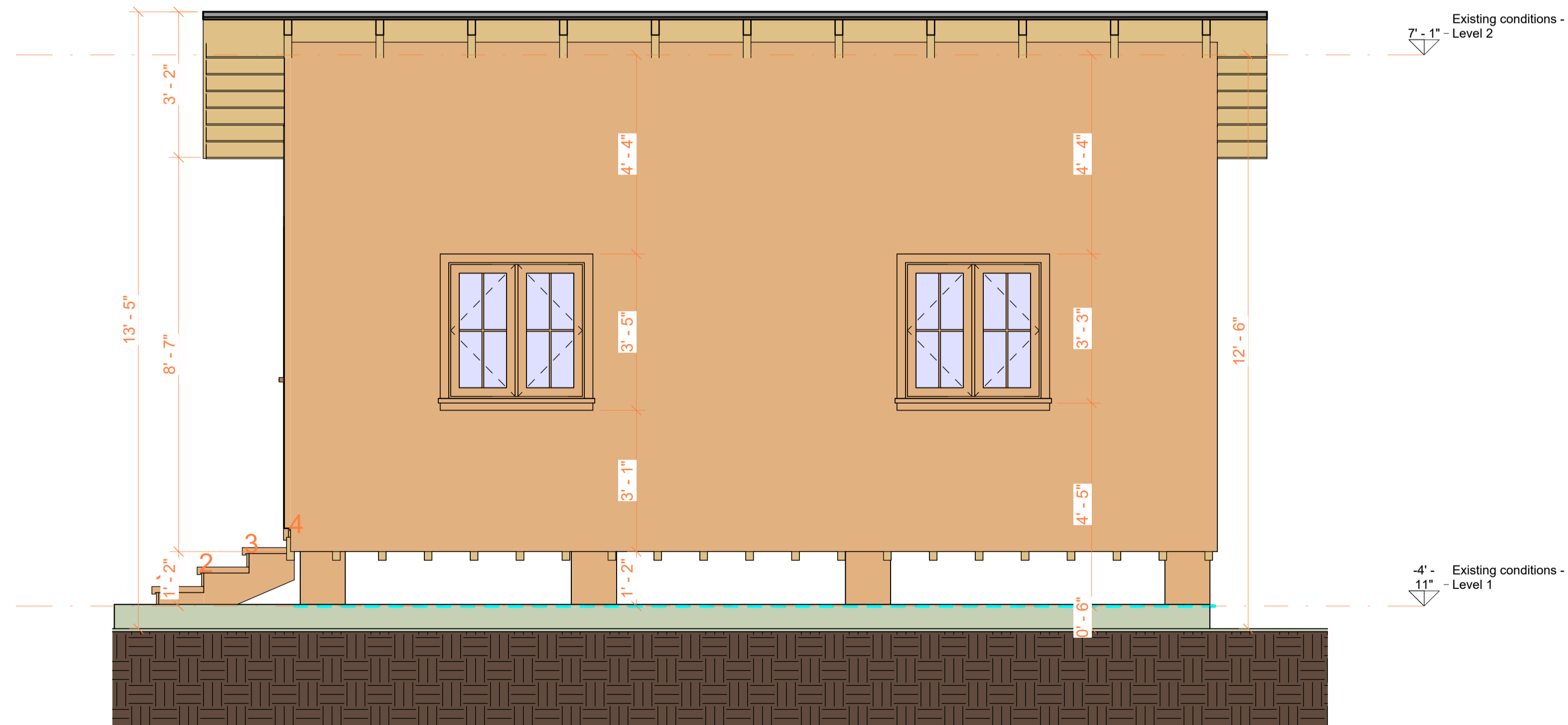
Elevations & Sections

Project number	0001
Date	26/01/2026
Checked by	
	A103
Scale	1-50





1 Sección 2  
AZ04 1:25



2 Sección 2 Copy 1  
AZ04 1:25



**TECHSCAN**  
Surveying As Builds and Geospatial Solutions

Elevations & Sections

Project number 0001

Date 26/01/2026

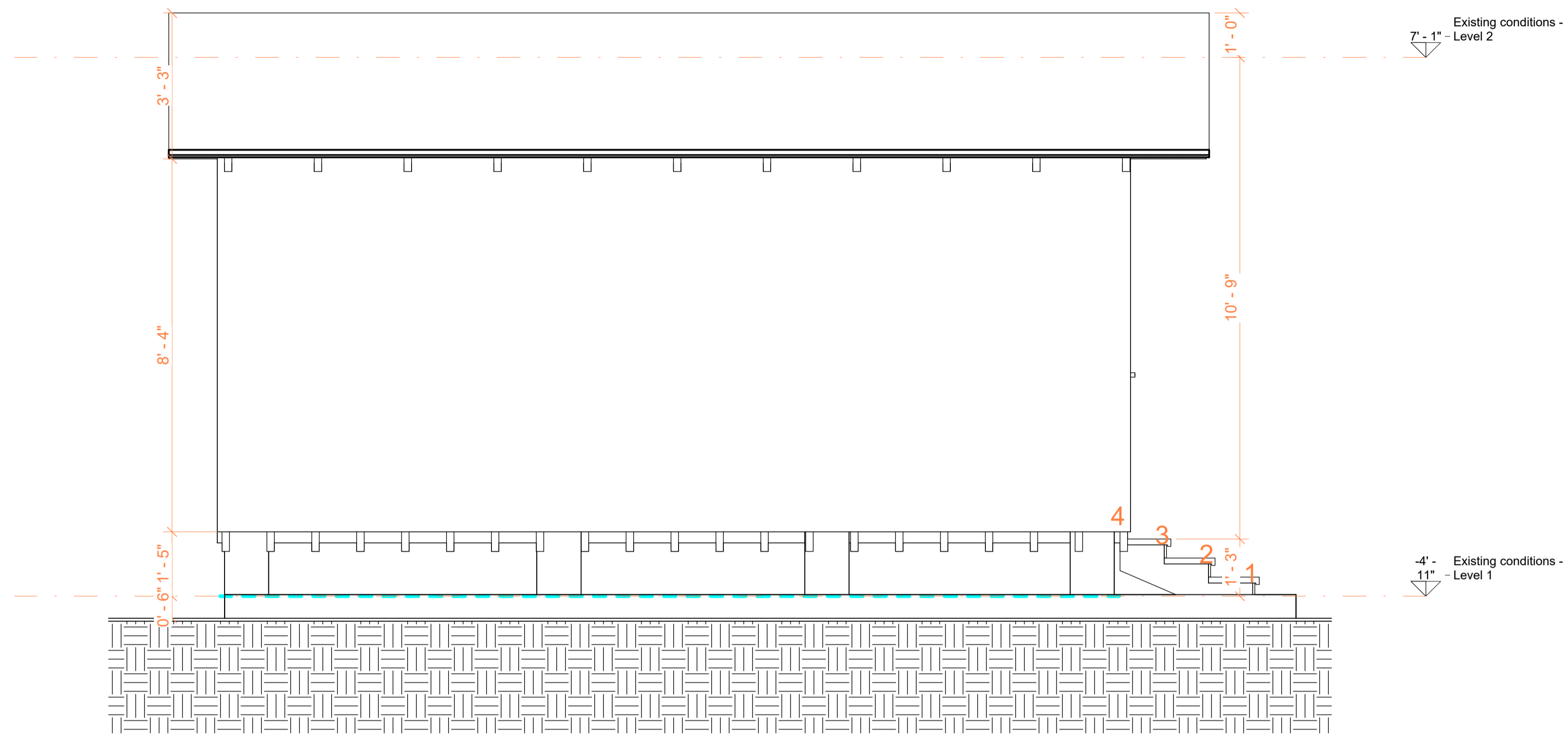
Checked by

A101

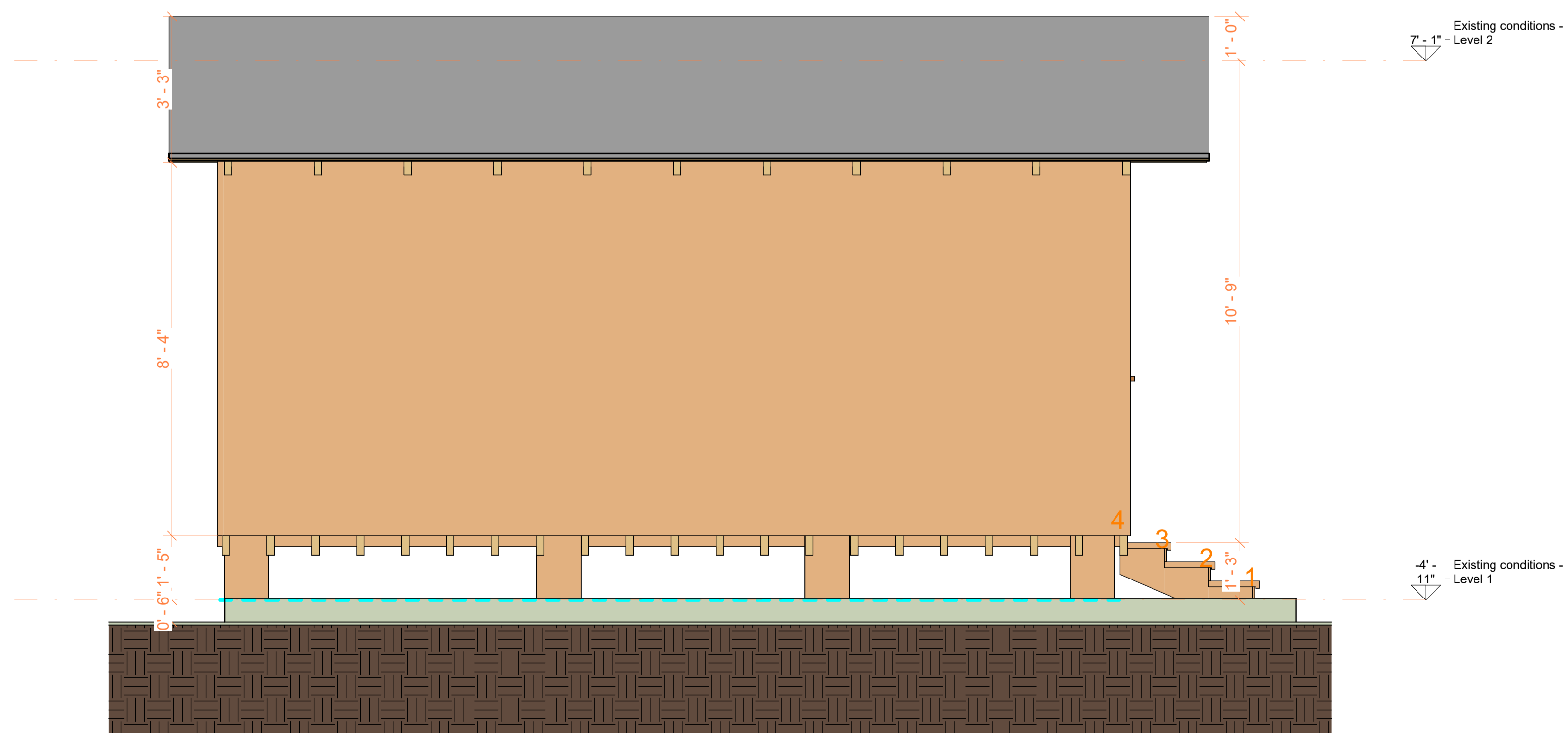
Scale 1-50



18 Spencer St, Brooklyn,  
NY 11205  
info@TechScanusa.com  
TechScanusa.com  
(929) 486 9091



1 Sección 3  
A205 | 1:25



2 Sección 3 Copy 1  
A205 | 1:25



**TECHSCAN**  
Surveying As Builds and Geospatial Solutions

Elevations & Sections

Project number 0001

Date 26/01/2026

Checked by

A101

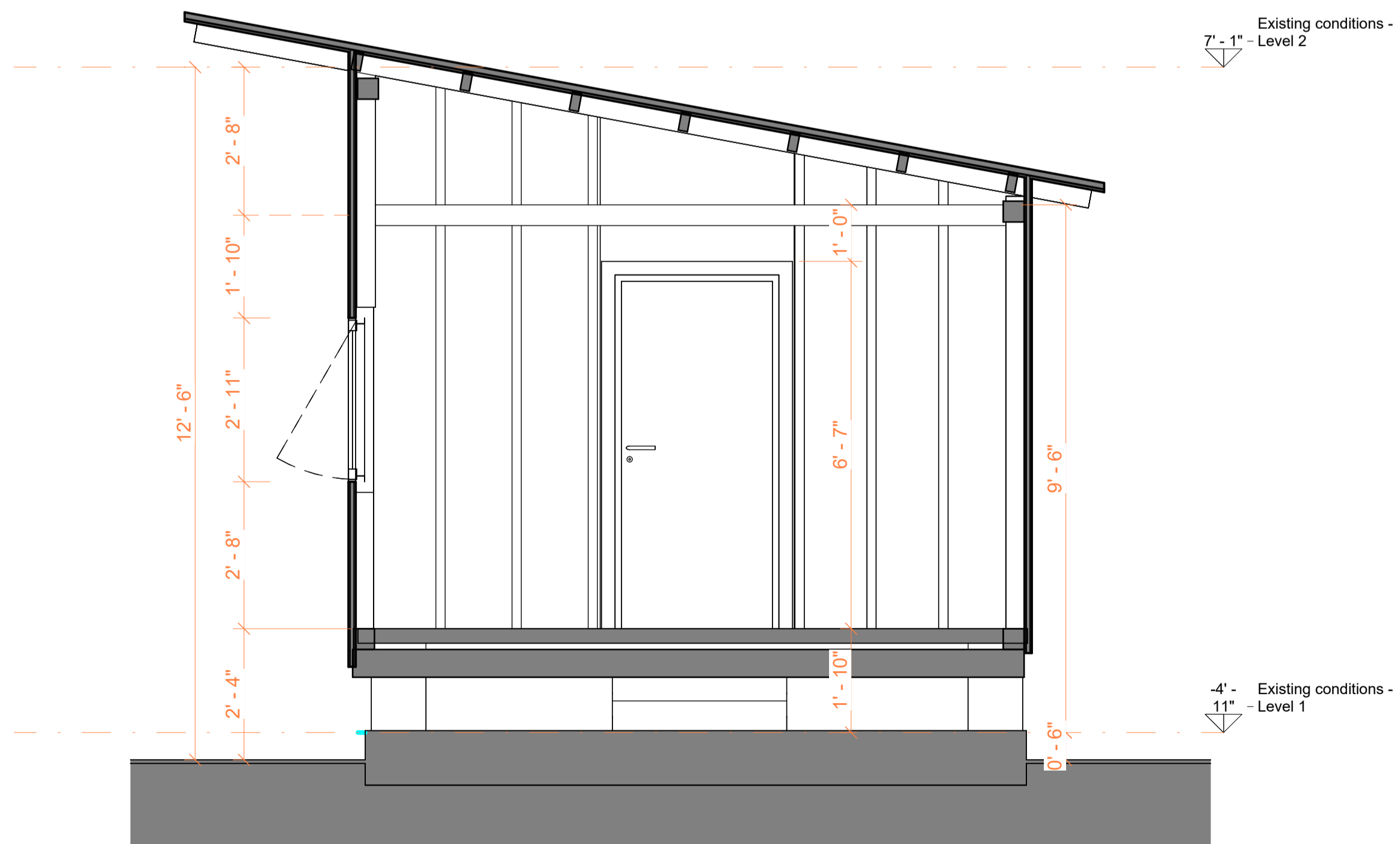
Scale 1-50



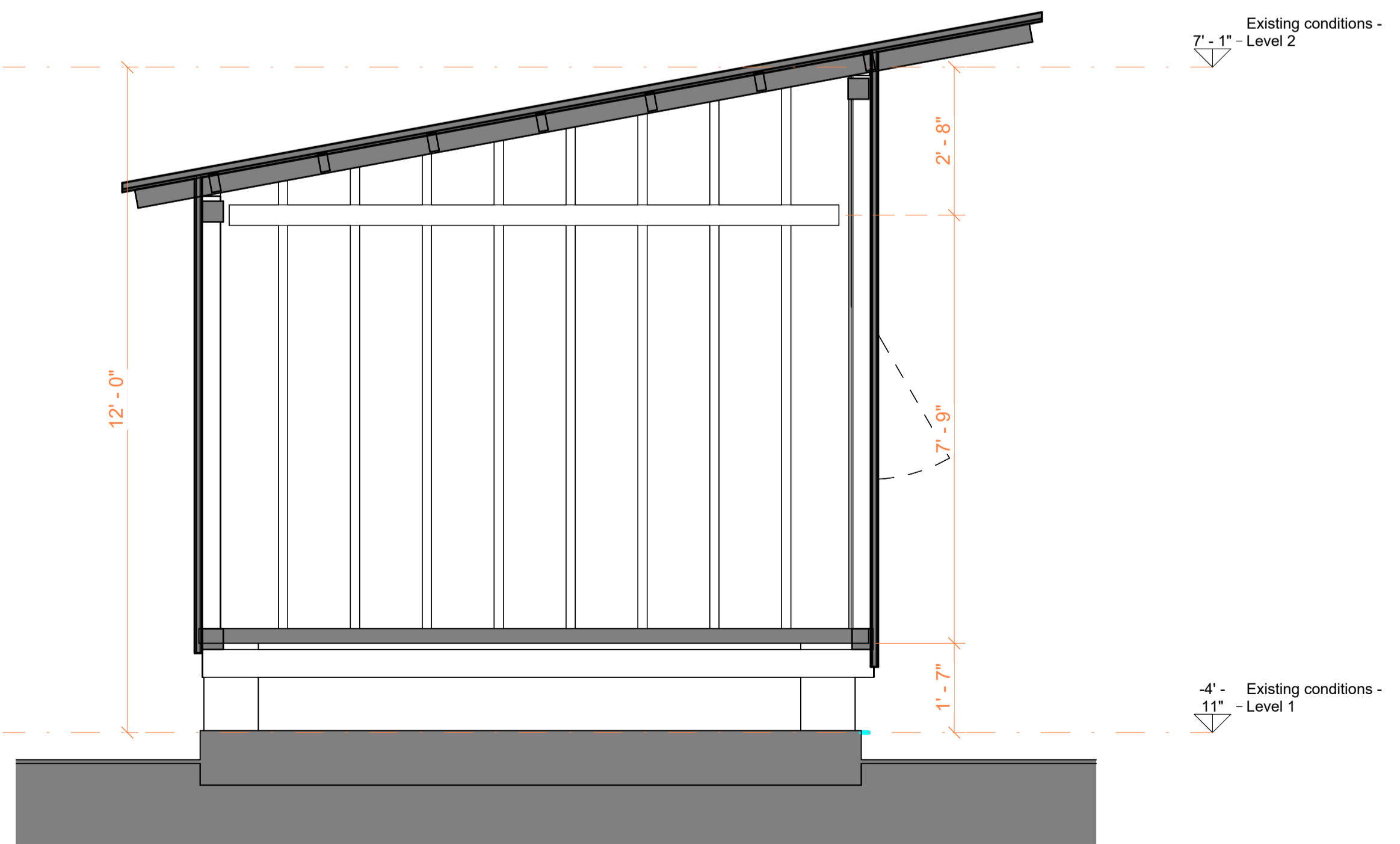
18 Spencer St, Brooklyn,  
NY 11205  
info@TechScanusa.com  
TechScanusa.com  
(929) 486 9091



1 Sección 4  
A206 | 1 : 25



2 Sección 5  
A206 | 1 : 25



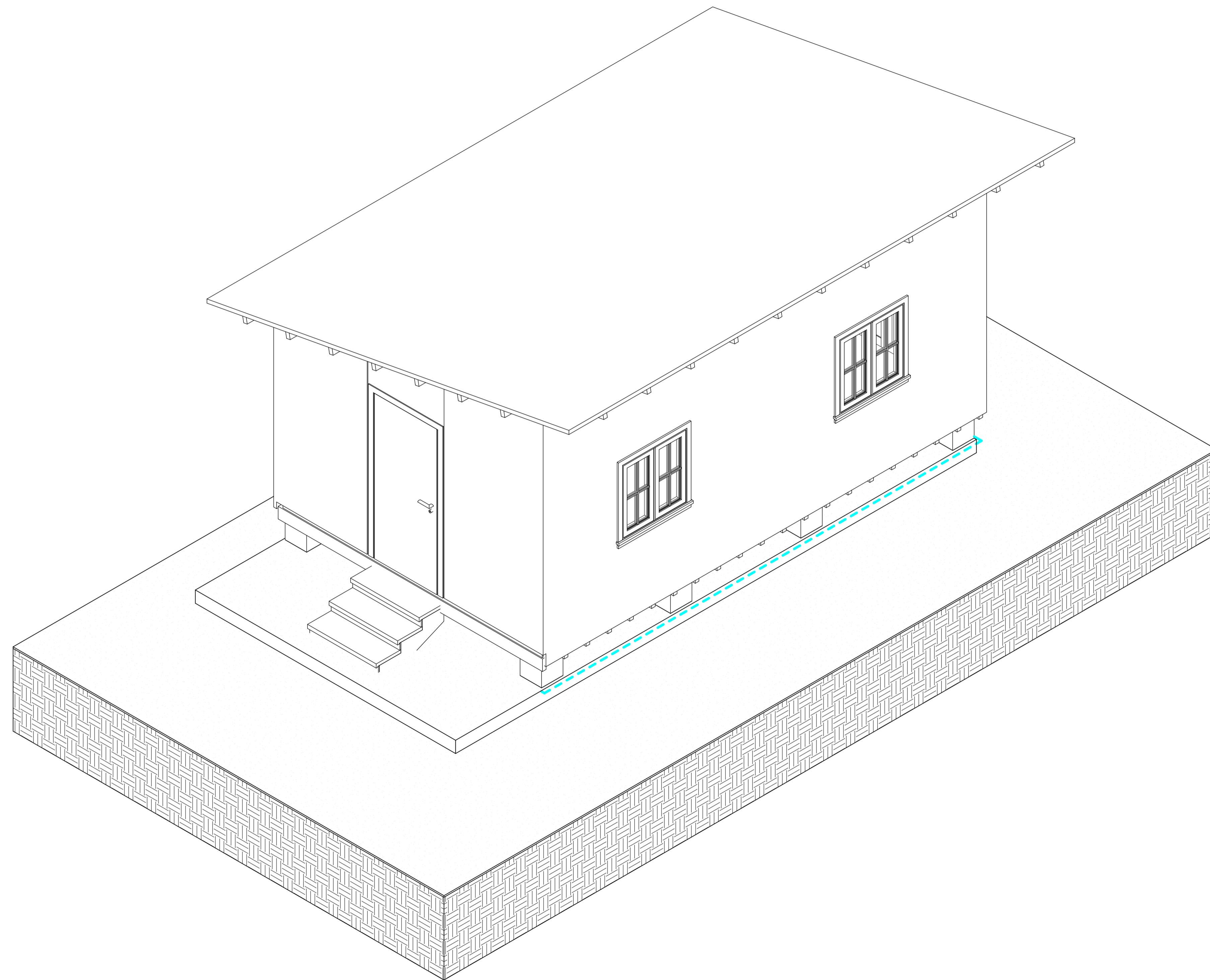
3 Sección 6  
A206 | 1 : 25

**TECHSCAN**  
Surveying As Builds and Geospatial Solutions

Elevations & Sections

Projet number	0001
Date	26/01/2026
Checked by	A101
Scale	1-50

18 Spencer St, Brooklyn,  
NY 11205  
info@TechScanusa.com  
TechScanusa.com  
(929) 486 9091



1 (3D)  
A207



**TECHSCAN**  
Surveying As Builds and Geospatial Solutions

Elevations & Sections

Project number 0001

Date 26/01/2026

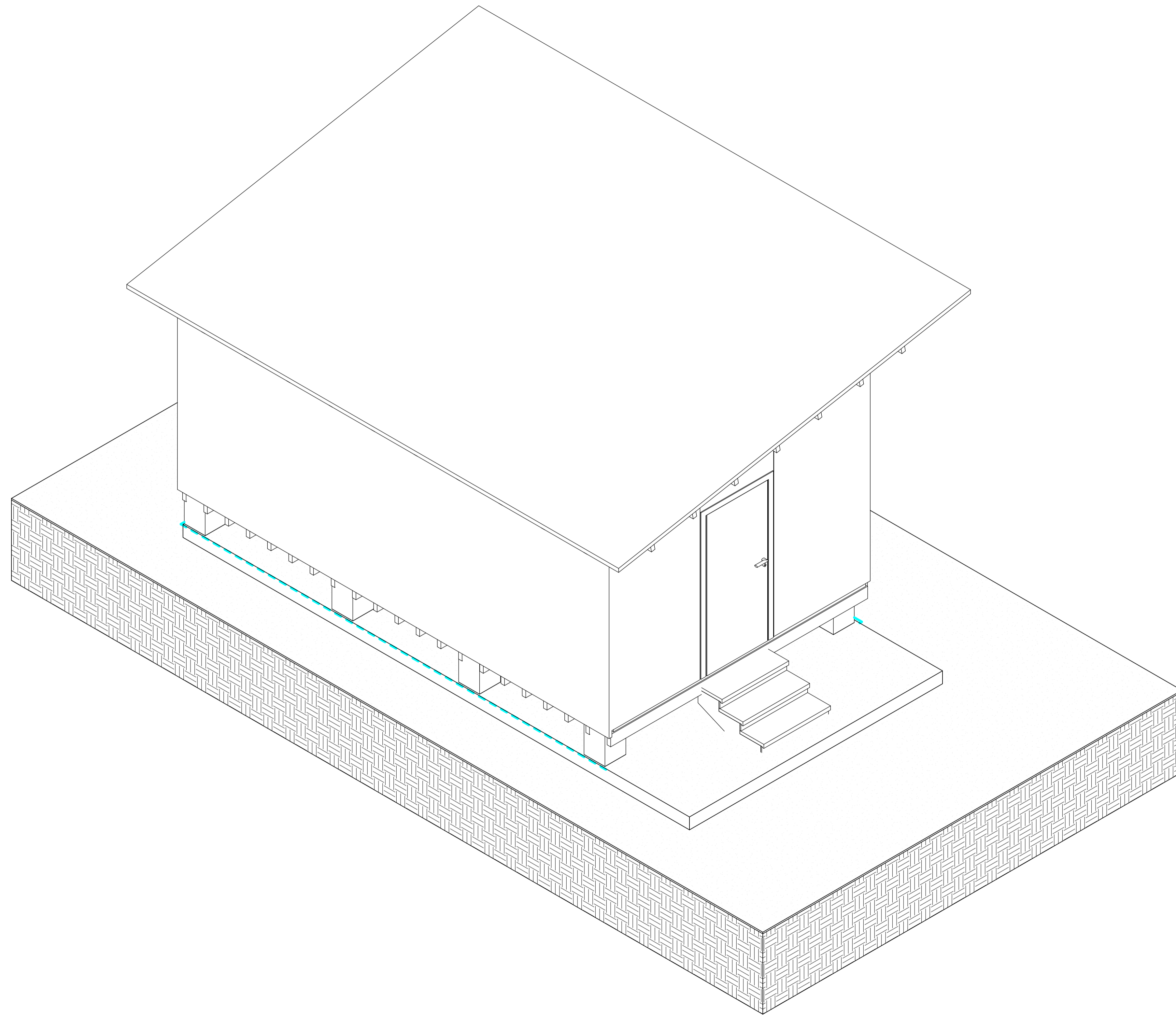
Checked by

A101

Scale 1-50



18 Spencer St, Brooklyn,  
NY 11205  
info@TechScanusa.com  
TechScanusa.com  
(929) 486 9091



1 (3D) Copy 2  
Az00



**TECHSCAN**  
Surveying As Builds and Geospatial Solutions

Elevations & Sections

Project number 0001

Date 26/01/2026

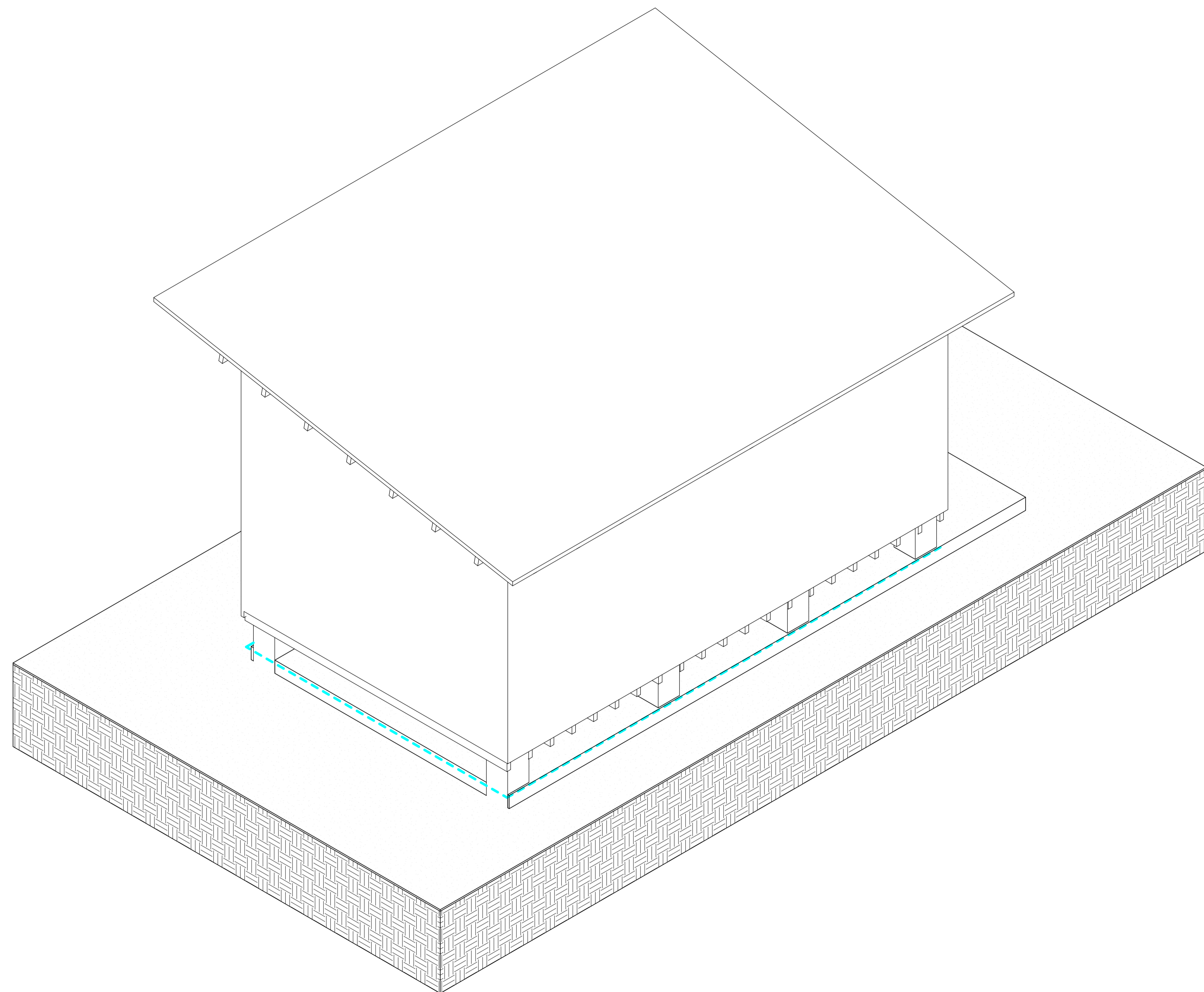
Checked by

A101

Scale 1-50



18 Spencer St, Brooklyn,  
NY 11205  
info@TechScanusa.com  
TechScanusa.com  
(929) 486 9091



1 (3D) Copy 2 Copy 1  
A209



**TECHSCAN**  
Surveying As Builds and Geospatial Solutions

Elevations & Sections

Project number 0001

Date 26/01/2026

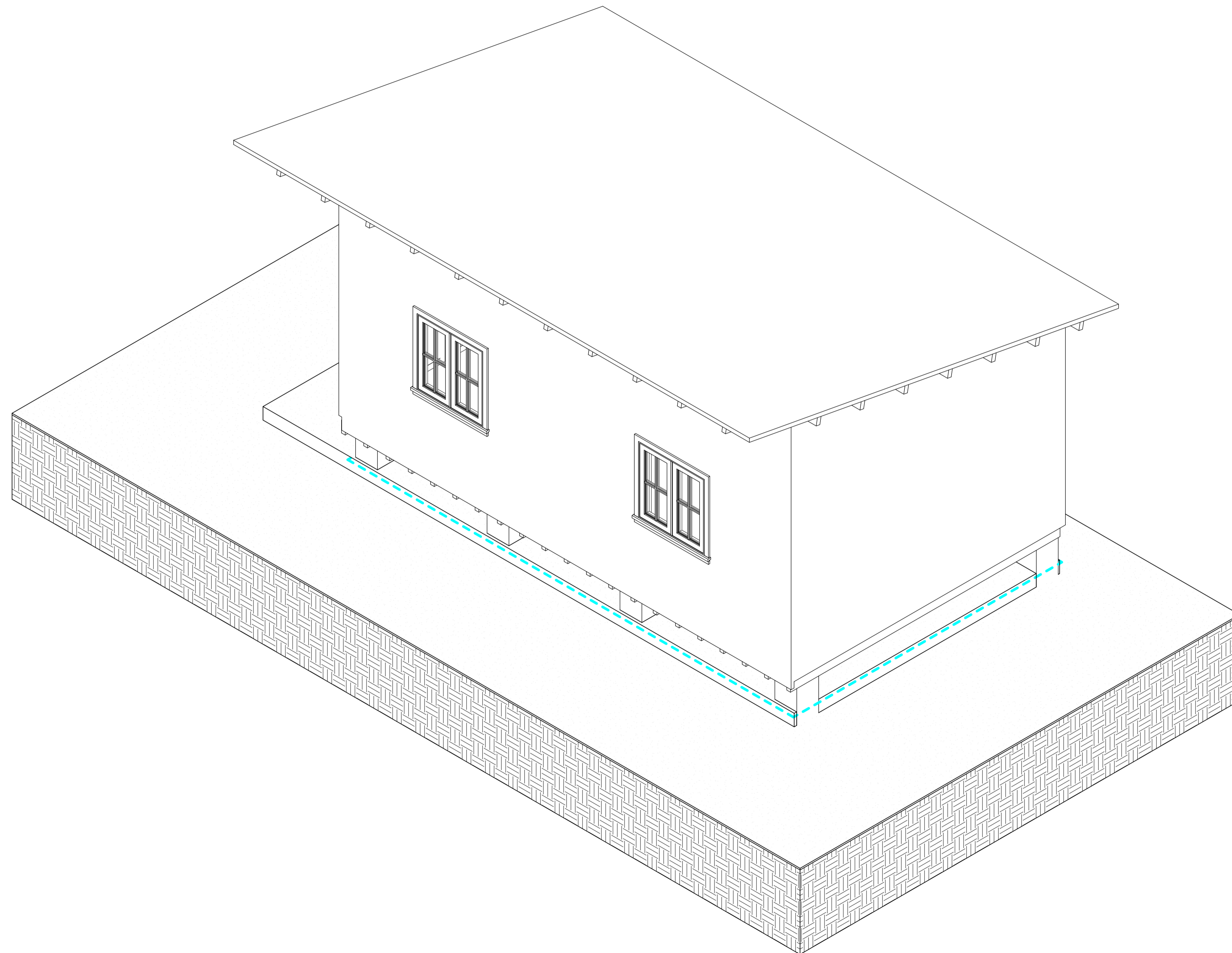
Checked by

A101

Scale 1-50



18 Spencer St, Brooklyn,  
NY 11205  
info@TechScanusa.com  
TechScanusa.com  
(929) 486 9091



1 (3D). Copy 2 Copy 1 Copy 1  
A210



**TECHSCAN**  
Surveying As Builds and Geospatial Solutions

Elevations & Sections

Project number 0001

Date 26/01/2026

Checked by

A101

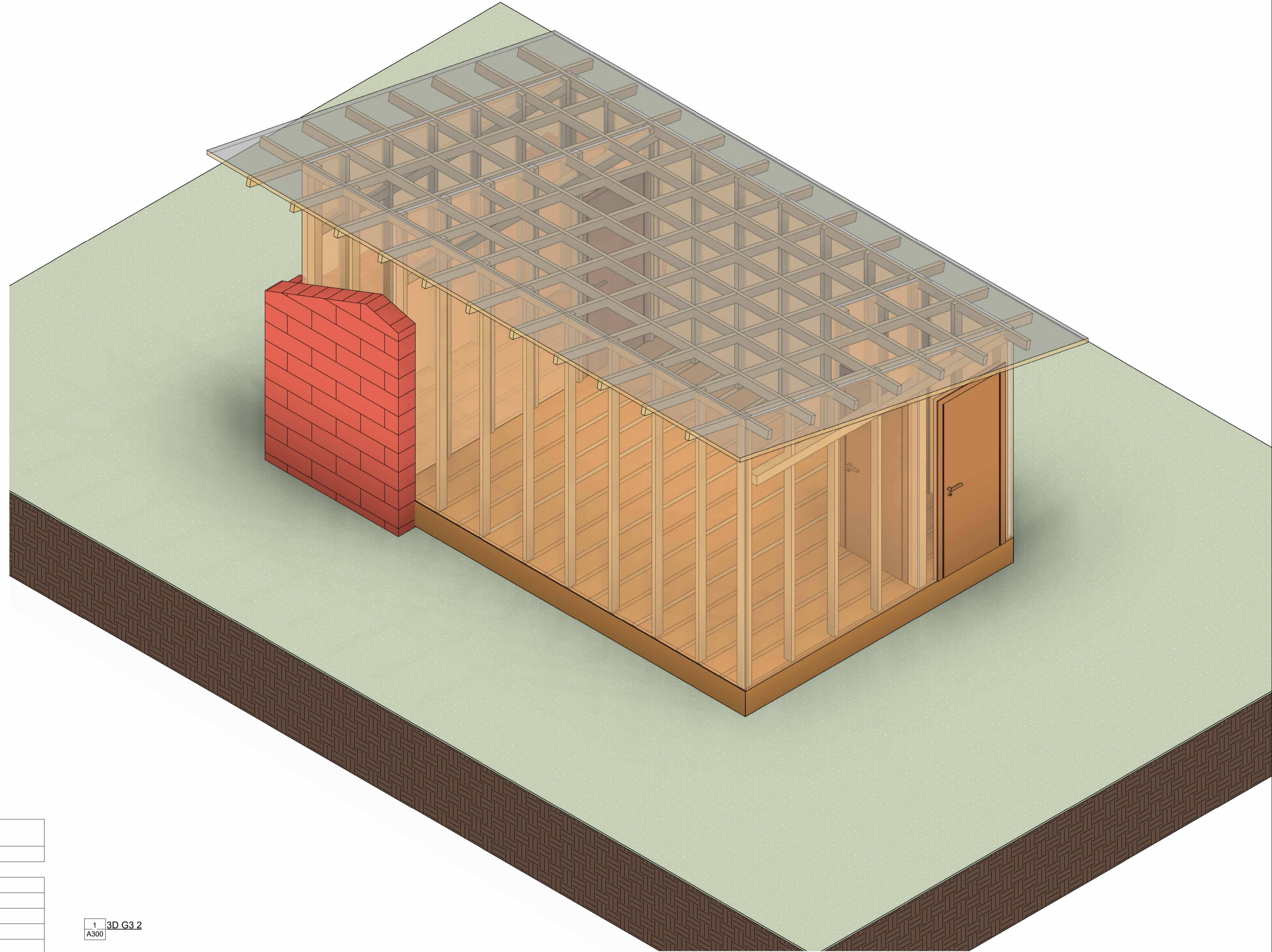
Scale 1-50




18 Spencer St, Brooklyn,  
NY 11205  
info@TechScanusa.com  
TechScanusa.com  
(929) 486 9091

# 174 River Rd, Monticello, NY 12701

1. A1, A2, A3, A4 & A5 THESE DOCUMENTS ARE THE PROPERTY OF THE DESIGNER AND SHALL NOT BE COPIED, DUPLICATED, ALTERED, MODIFIED OR REVISED IN ANY WAY WITHOUT THE WRITTEN APPROVAL OF THE DESIGNER.
2. CONTRACTOR SHALL VERIFY ALL CONDITIONS AND DIMENSIONS AT THE SITE AND ALL INCONSISTENCIES SHALL BE BROUGHT TO THE ATTENTION OF THE DEVELOPER AND THE DESIGNER BEFORE PROCEEDING WITH THE WORK.
3. ANY ERRORS OR OMISSIONS FOUND IN THESE DRAWINGS SHALL BE BROUGHT TO DEVELOPERS AND DESIGNERS ATTENTION IMMEDIATELY.
4. DO NOT SCALE DRAWINGS. WRITTEN DIMENSIONS TAKE PRECEDENCE OVER SCALED DIMENSIONS.
5. ALL DIMENSIONS ARE TO FACE OF STUD OR TO FACE OF FRAMING UNLESS OTHERWISE NOTED.
6. ALL TRUSS DRAWINGS TO BE REVIEWED AND APPROVED BY THE STRUCTURAL ENGINEER PRIOR TO ISSUANCE OF BUILDING PERMIT.
7. ALL OR EQUAL SUBSTITUTIONS MUST BE SUBMITTED TO AND APPROVED BY CITY BUILDING OFFICIAL PRIOR TO INSTALLATION.
8. ALL ELECTRICAL AND MECHANICAL EQUIPMENT AND METERS ARE SUBJECT TO RELOCATION DUE TO FIELD CONDITIONS, CONTRACTOR TO VERIFY.
9. DAMP PROOFING - ONE COAT CONTINUOUS ELASTOMERIC WATERPROOFING FROM GRADE LEVEL TO BOTTOM OF FOUNDATION.
10. SHOP DRAWING REVIEW AND DISTRIBUTION, ALONG WITH PRODUCT SUBMITTALS, REQUESTED IN THE CONSTRUCTION DOCUMENTS, SHALL BE THE SOLE RESPONSIBILITY OF THE GENERAL CONTRACTOR, UNLESS DIRECTED OTHERWISE UNDER A SEPARATE AGREEMENT.
11. DEVIATIONS FROM THESE DOCUMENTS IN THE CONSTRUCTION PHASE SHALL BE REVIEWED BY THE DESIGNER AND THE OWNER PRIOR TO THE START OF WORK IN QUESTION. ANY DEVIATIONS FROM THESE DOCUMENTS WITHOUT PRIOR REVIEW, SHALL BE THE SOLE RESPONSIBILITY OF THE GENERAL CONTRACTOR.
12. THE GENERAL CONTRACTOR SHALL BE RESPONSIBLE FOR ALL WORK AND MATERIALS REPRESENTED ON THESE DOCUMENTS INCLUDING THE WORK AND MATERIALS FURNISHED BY SUBCONTRACTORS AND VENDORS.
13. THE BUILDER SHALL FURNISH ART AND ALL REPORTS RECEIVED FROM THE GEOTECHNICAL ENGINEER (SOILS REPORT), ON THE STUDY OF THE PROPOSED SITE, TO THE DESIGNER, STRUCTURAL ENGINEER, AND GENERAL CONTRACTOR. IN THE EVENT THE GEOTECHNICAL REPORTS DO NOT EXIST, THE SOILS CONDITION SHALL BE ASSUMED TO BE A MINIMUM DESIGN SOIL PRESSURE STATED BY THE STRUCTURAL ENGINEER OF RECORD FOR THE PURPOSE OF STRUCTURAL DESIGN. GENERAL CONTRACTOR SHALL ASSURE THE SOIL CONDITIONS MEET OR EXCEED THE CRITERIA.
14. ALL WORK PERFORMED BY THE GENERAL CONTRACTOR SHALL COMPLY AND CONFORM WITH LOCAL AND STATE BUILDING CODES, ORDINANCES AND REGULATIONS, ALONG WITH ALL OTHER AUTHORITIES HAVING JURISDICTION. THE GENERAL CONTRACTOR IS RESPONSIBLE TO BE AWARE OF THESE REQUIREMENTS AND GOVERNING REGULATIONS.
15. WINDOW SUPPLIER TO VERIFY AT LEAST ONE WINDOW IN ALL BEDROOMS TO HAVE A CLEAR EGRESS OPENING OF 5.7 SQ FT WITH MIN. DIMENSION OF 24" IN HEIGHT AND 20" IN WIDTH.



1 3D G3 2  
A300



Sheet List	
Sheet Number	Sheet Name
A101	Floor plants
A102	Roof
A103	Elevations & Sections 1
A104	Elevations & Sections 2
A100	Cover
A200	Cover
A201	Floor plants
A202	Roof
A203	Elevations & Sections 1
A204	Elevations & Sections 2
A205	Elevations & Sections 2
A206	Elevations & Sections 2
A207	IEWS
A208	IEWS
A209	IEWS
A210	IEWS
A105	IEWS
A106	IEWS
A107	IEWS
A300	Cover
A400	Cover

Sheet List	
Sheet Number	Sheet Name
A301	Floor plants
A302	Roof
A303	Elevations & Sections 1
A304	Elevations & Sections 2
A305	Elevations & Sections 2
A306	Elevations & Sections 2
A307	IEWS
A308	IEWS
A309	IEWS
A310	IEWS
A401	Floor plants
A402	Roof
A403	Elevations & Sections 1
A404	Elevations & Sections 2
A405	Elevations & Sections 2
A406	Elevations & Sections 2
A407	IEWS
A408	IEWS
A409	IEWS
A410	IEWS
A401-2	Floor plants
A301-2	Floor plants
A201-2	Floor plants



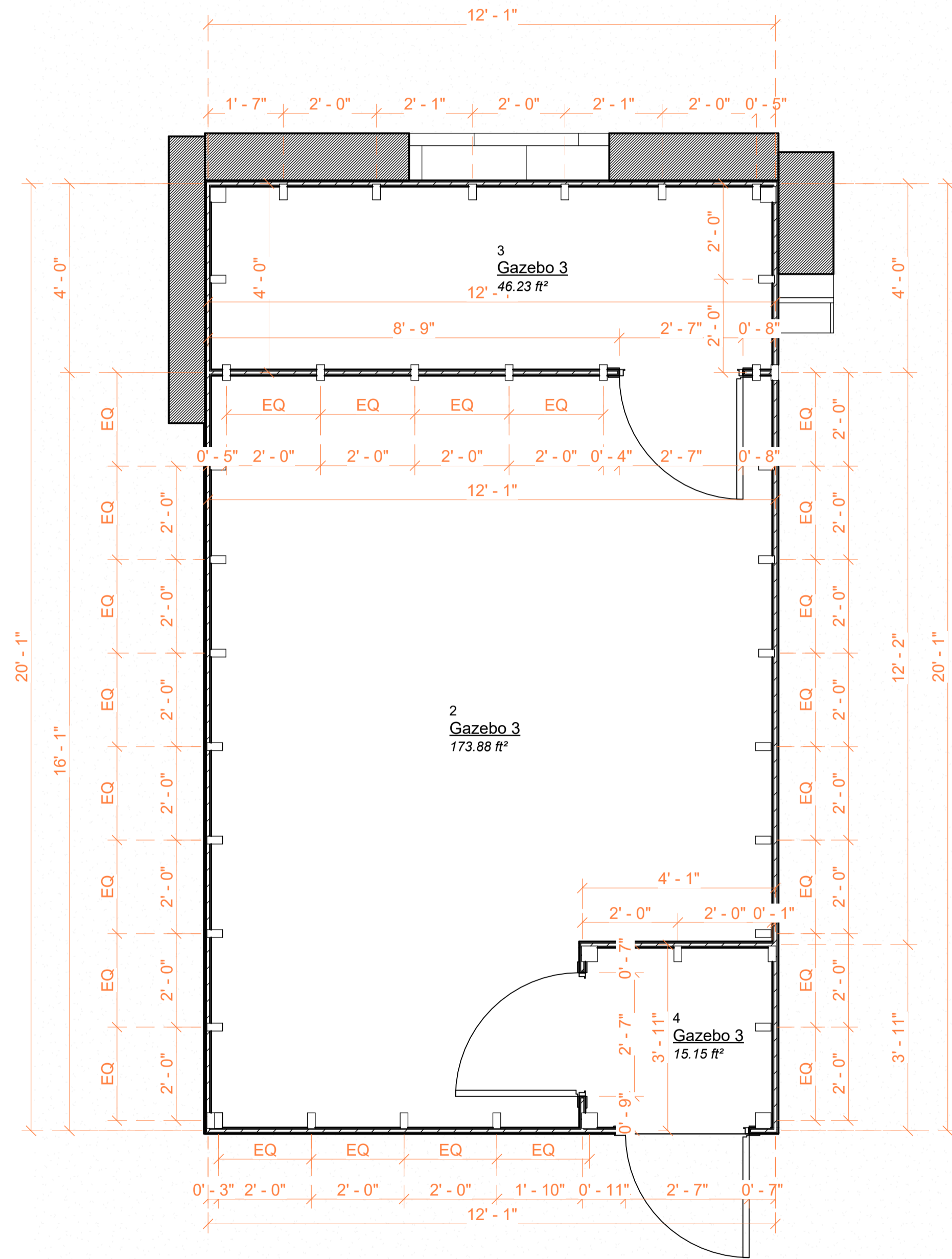
**TECHSCAN**  
Surveying As Builds and Geospatial Solutions

Floor plants	
Projet number	0001
Date	26/01/2026
Checked by	A101
Scale	1-50

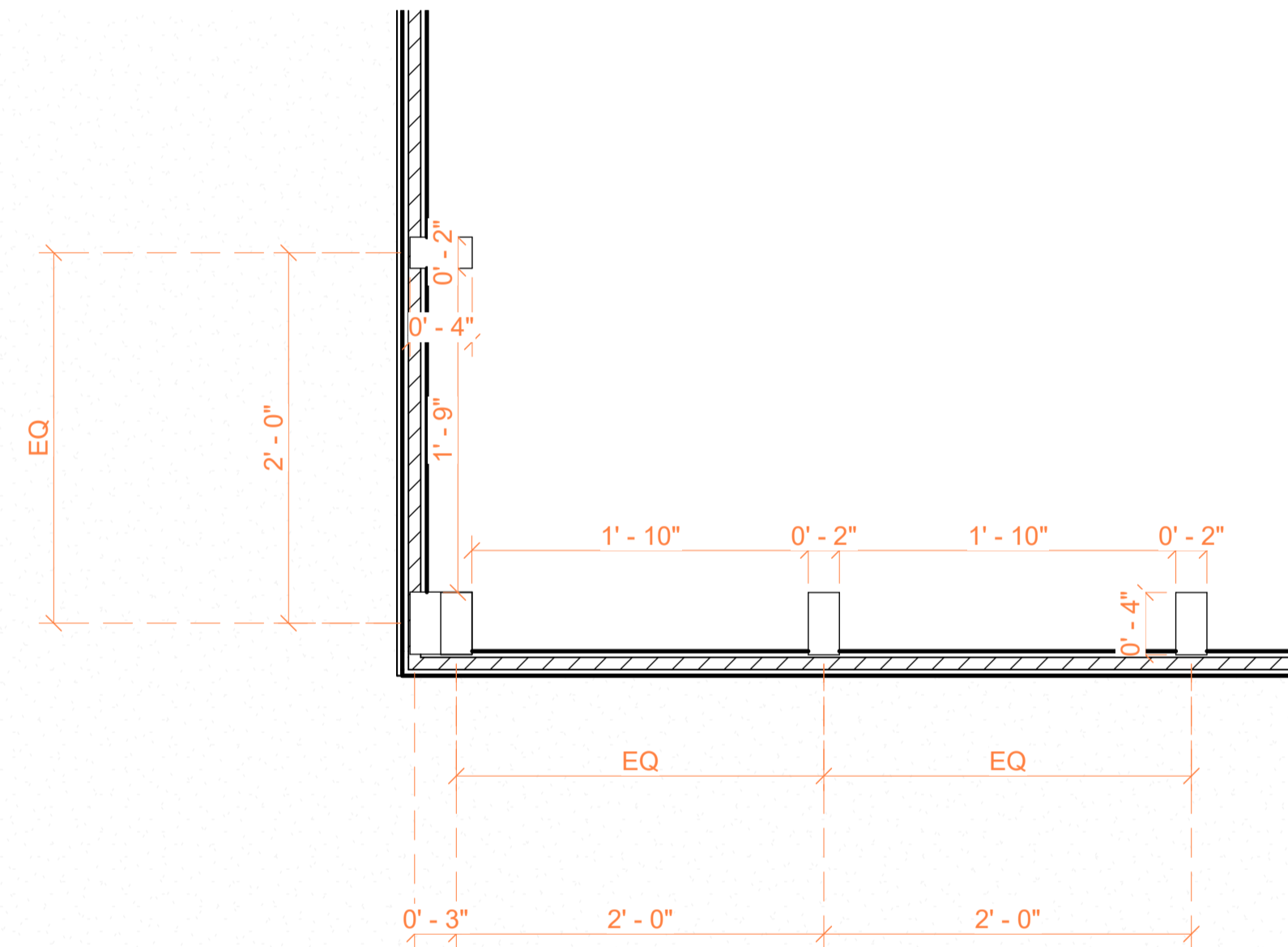


18 Spencer St, Brooklyn,  
NY 11205  
info@TechScanusa.com  
TechScanusa.com  
(929) 486 9091

Wall framing shall consist of 2x4" Pressure-Treated (PT) studs spaced @ 24" O.C. Main structural support provided by 4x4" PT corner columns rated for ground contact. Maximum clear span between columns not to exceed 8'-0" to maintain structural integrity and load distribution.



Pressure-treated (PT) wood studs to be 2x4" @ 24" O.C.



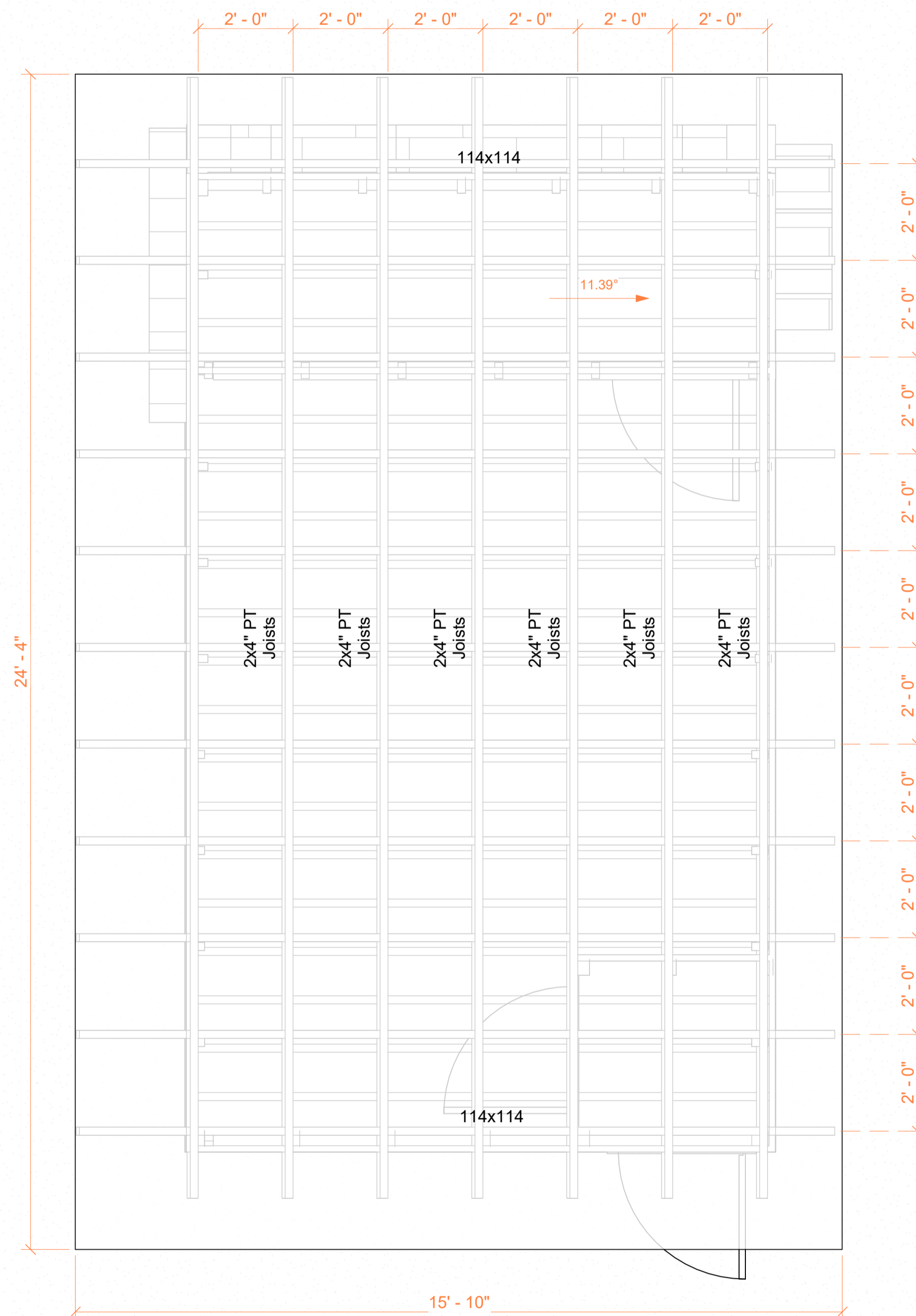
2 Level 1 G3 t Copy 1  
A301 | 1:10

1 Level 1 G3 t  
A301 | 1:25

Pressure-treated (PT) wood studs to be 2x4" @ 24" O.C.

Floor plans	
Project number	0001
Date	26/01/2026
Checked by	
	A101
Scale	1-50





Roof structure to utilize 2x4" rafters @ 24" O.C. All rafter-to-beam intersections must be secured with galvanized joist hangers (Simpson Strong-Tie or equiv.). Hurricane ties are required at all rafter-to-wall plate connections to ensure uplift resistance against wind loads.

Roofing to be installed over 1/2" OSB or Plywood sheathing. Underlayment shall be 15 lb asphalt felt or synthetic membrane, including aluminum drip edges at all eaves. Final finish consists of 3-tab asphalt shingles fastened with 1-1/4" galvanized nails.



**TECHSCAN**  
Surveying As Builds and Geospatial Solutions

Roof & Iso

Project number 0001

Date 26/01/2026

Checked by

A102

Scale 1-50



18 Spencer St, Brooklyn, NY 11205

info@TechScanusa.com

TechScanusa.com

(929) 486 9091



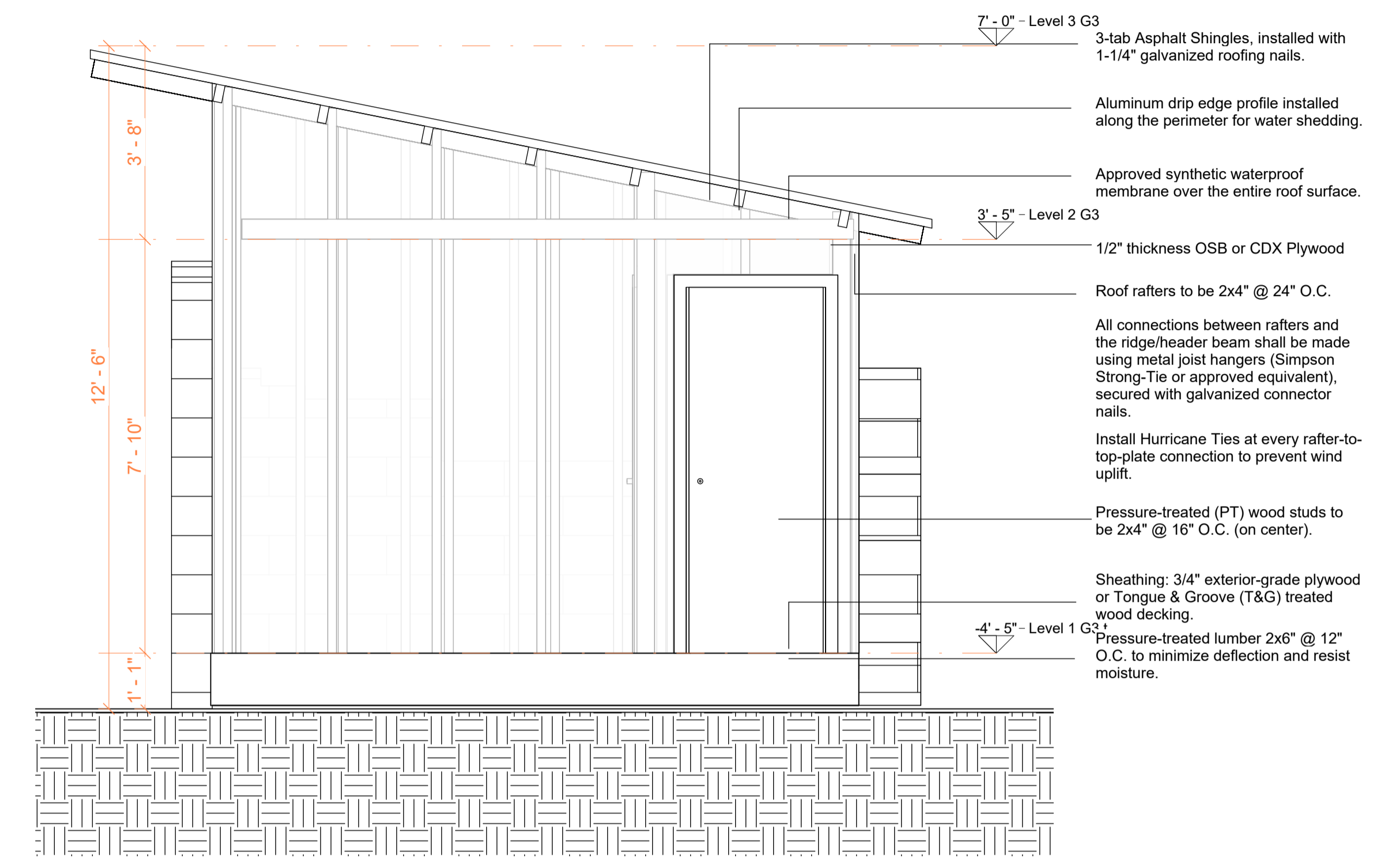
**TECHSCAN**  
Surveying As Builds and Geospatial Solutions

Elevations & Sections

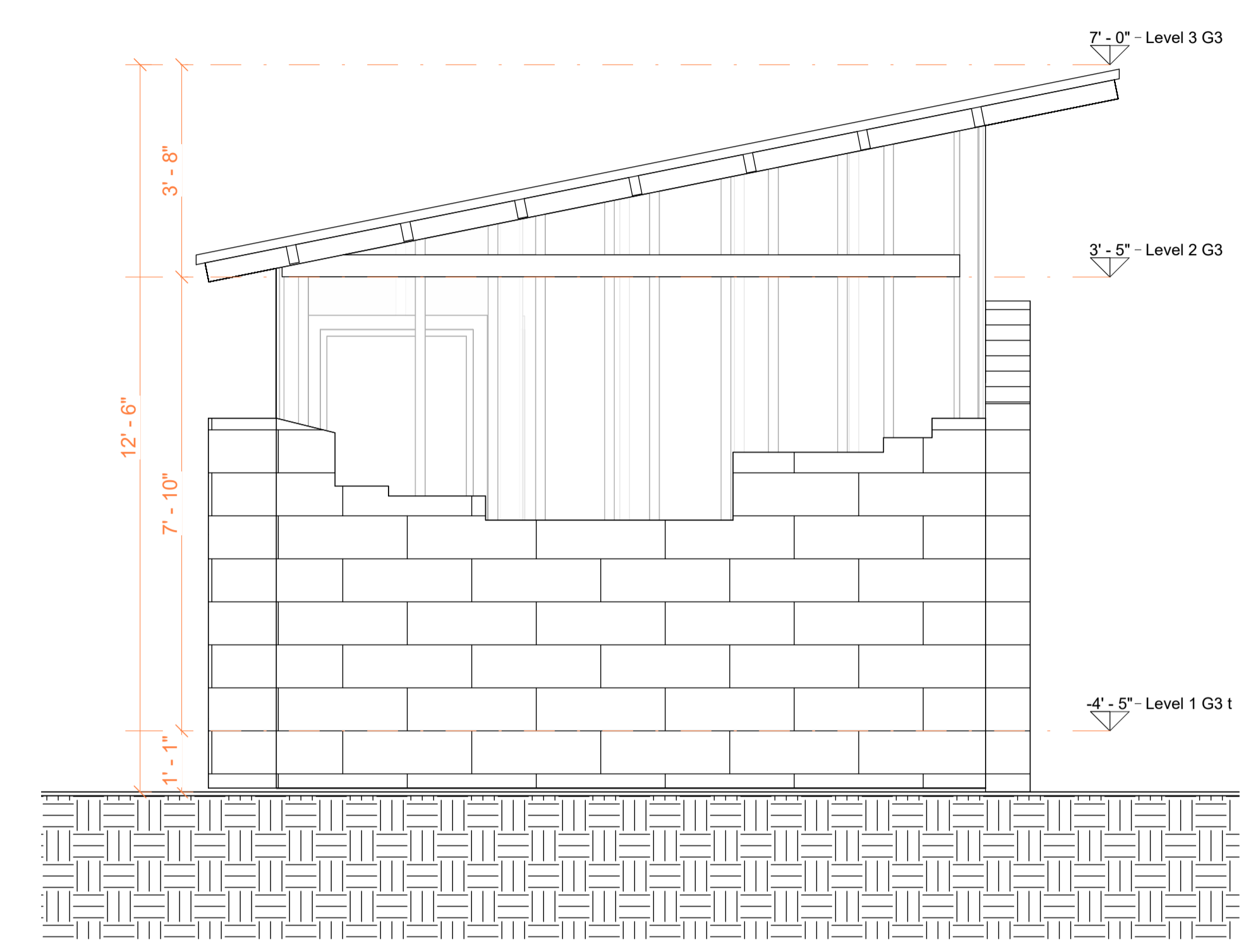
Project number	0001
Date	26/01/2026
Checked by	
	A103
Scale	1-50



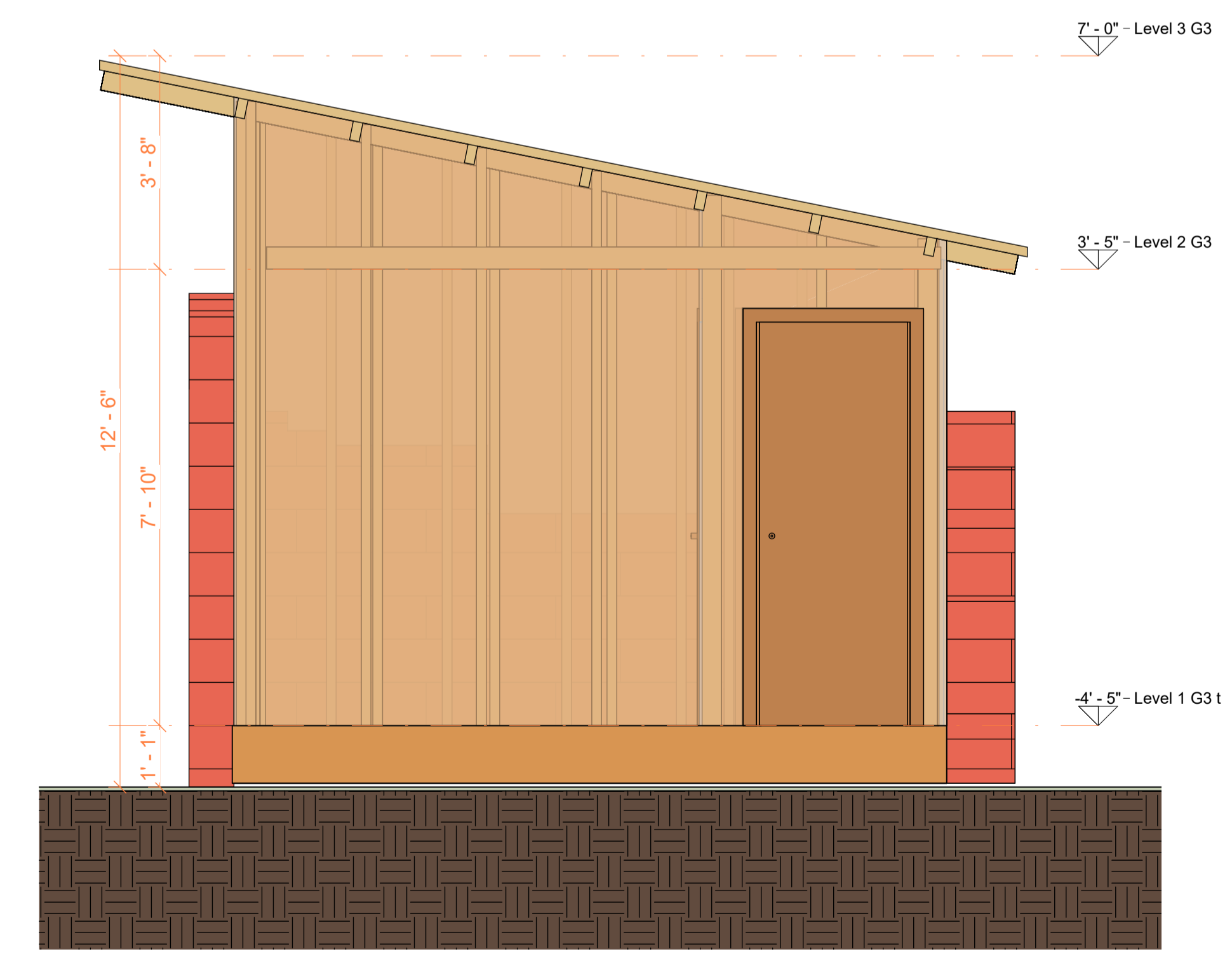
18 Spencer St, Brooklyn,  
NY 11205  
info@TechScanusa.com  
TechScanusa.com  
(929) 486 9091



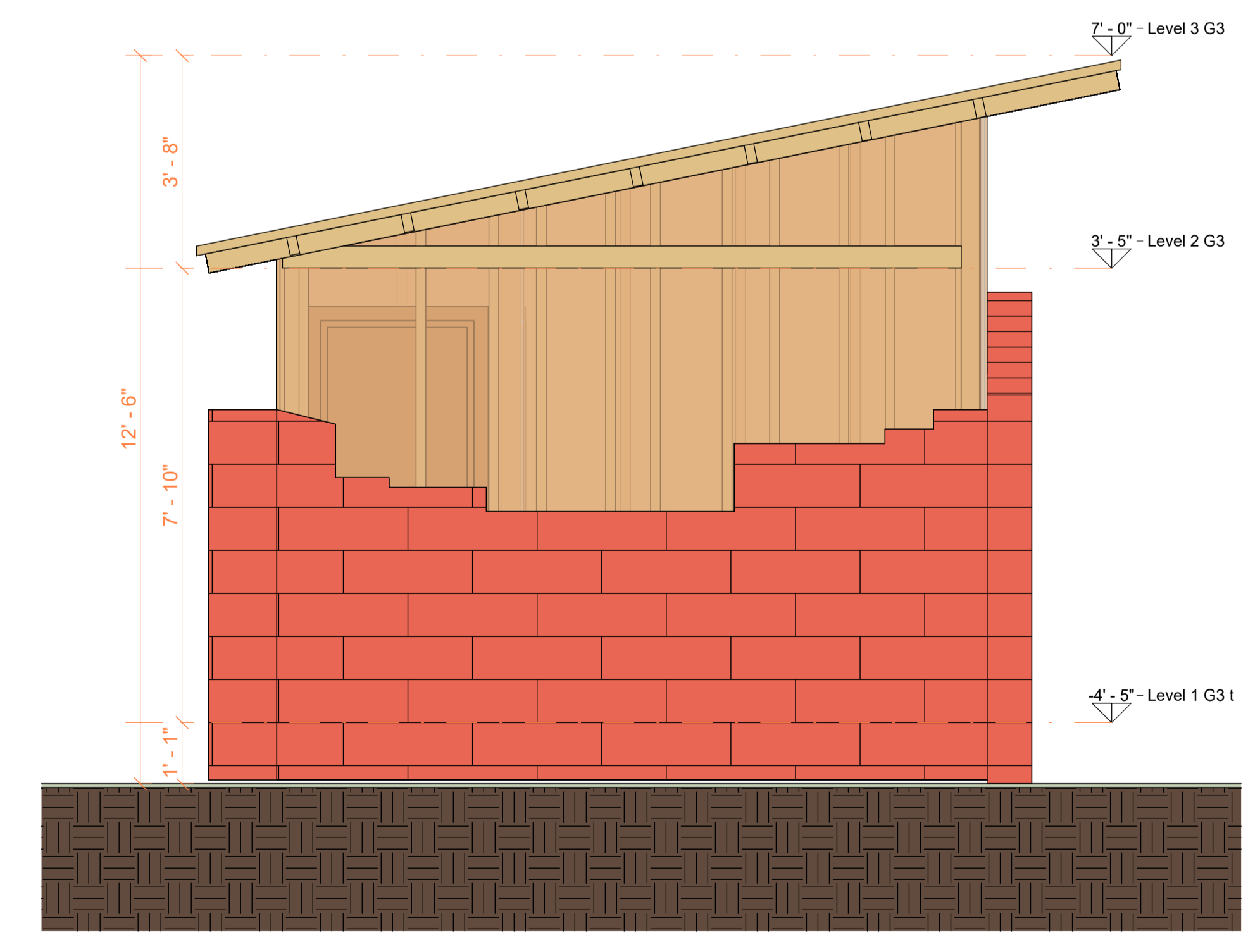
1 Sección 10  
A303 | 1 : 25



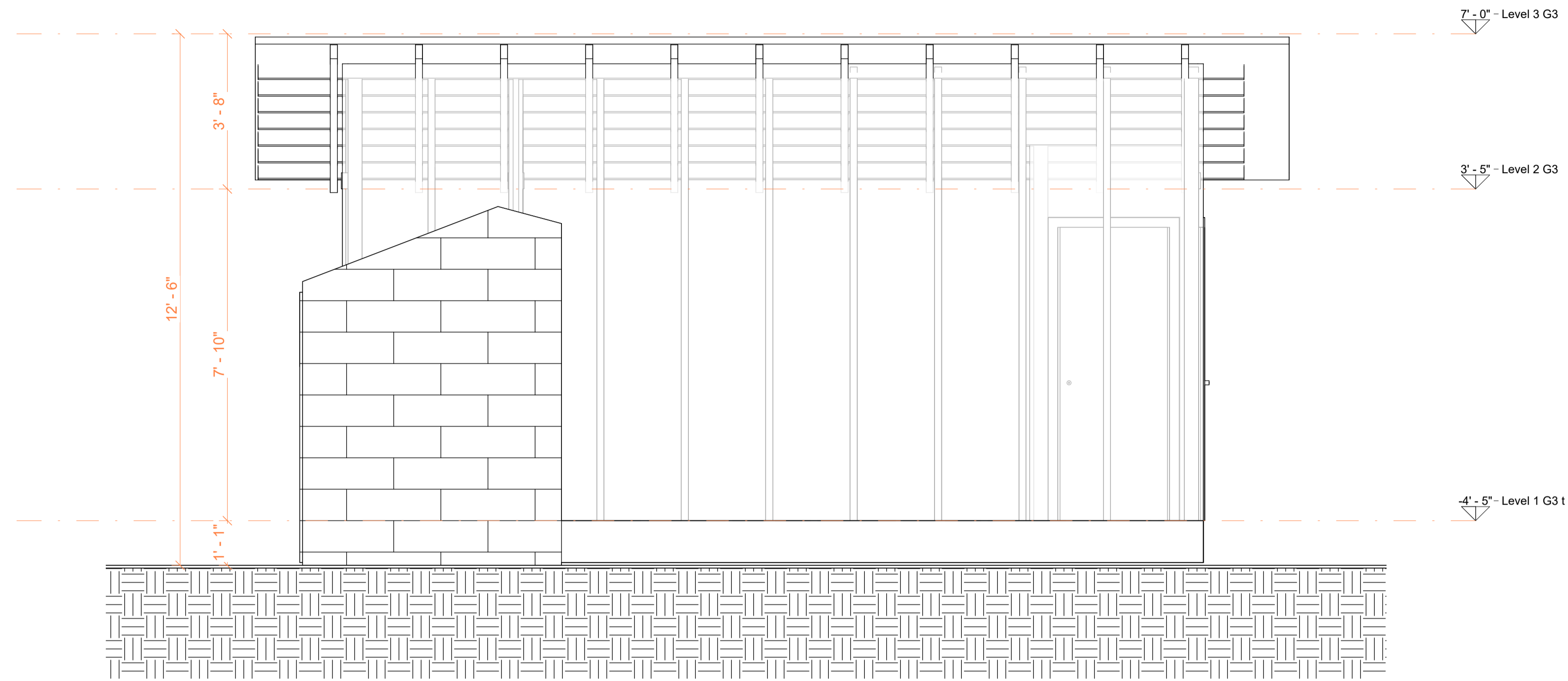
3 Sección 9  
A303 | 1 : 25



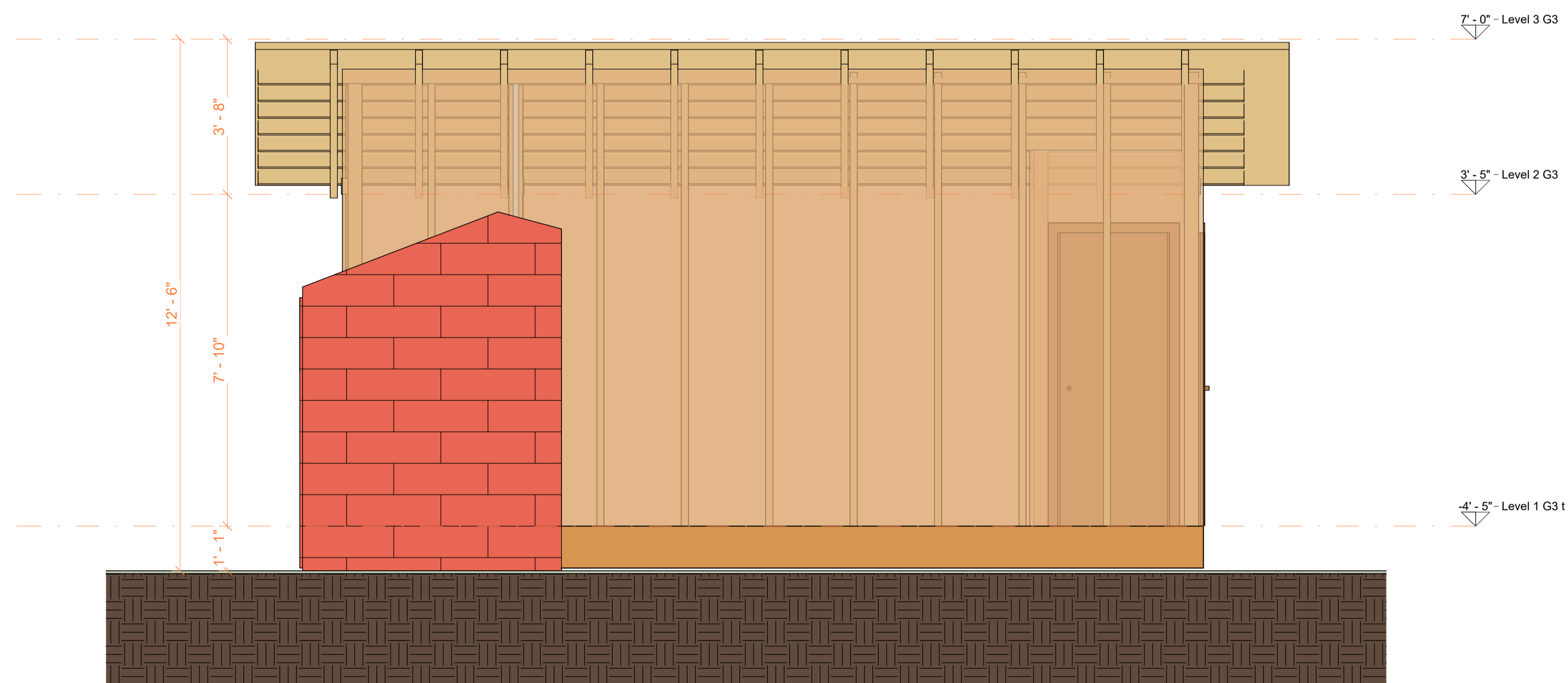
2 Sección 10 Copy 1  
A303 | 1 : 25



4 Sección 9 Copy 1  
A303 | 1 : 25



1 Sección 7  
A304 | 1:25



2 Sección 7 Copy 1  
A304 | 1:25



**TECHSCAN**  
Surveying As Builds and Geospatial Solutions

Elevations & Sections

Projet number 0001

Date 26/01/2026

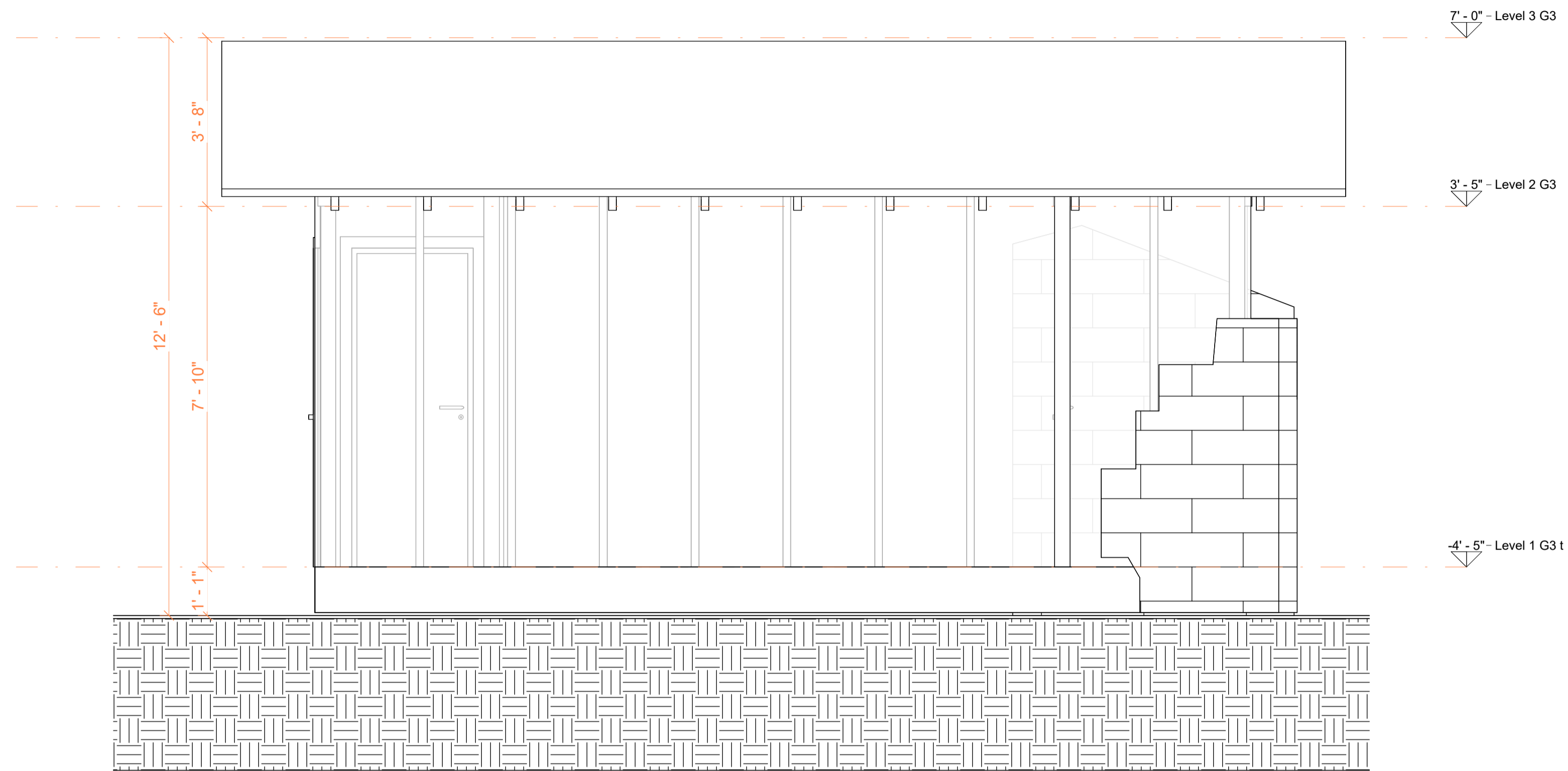
Checked by

A101

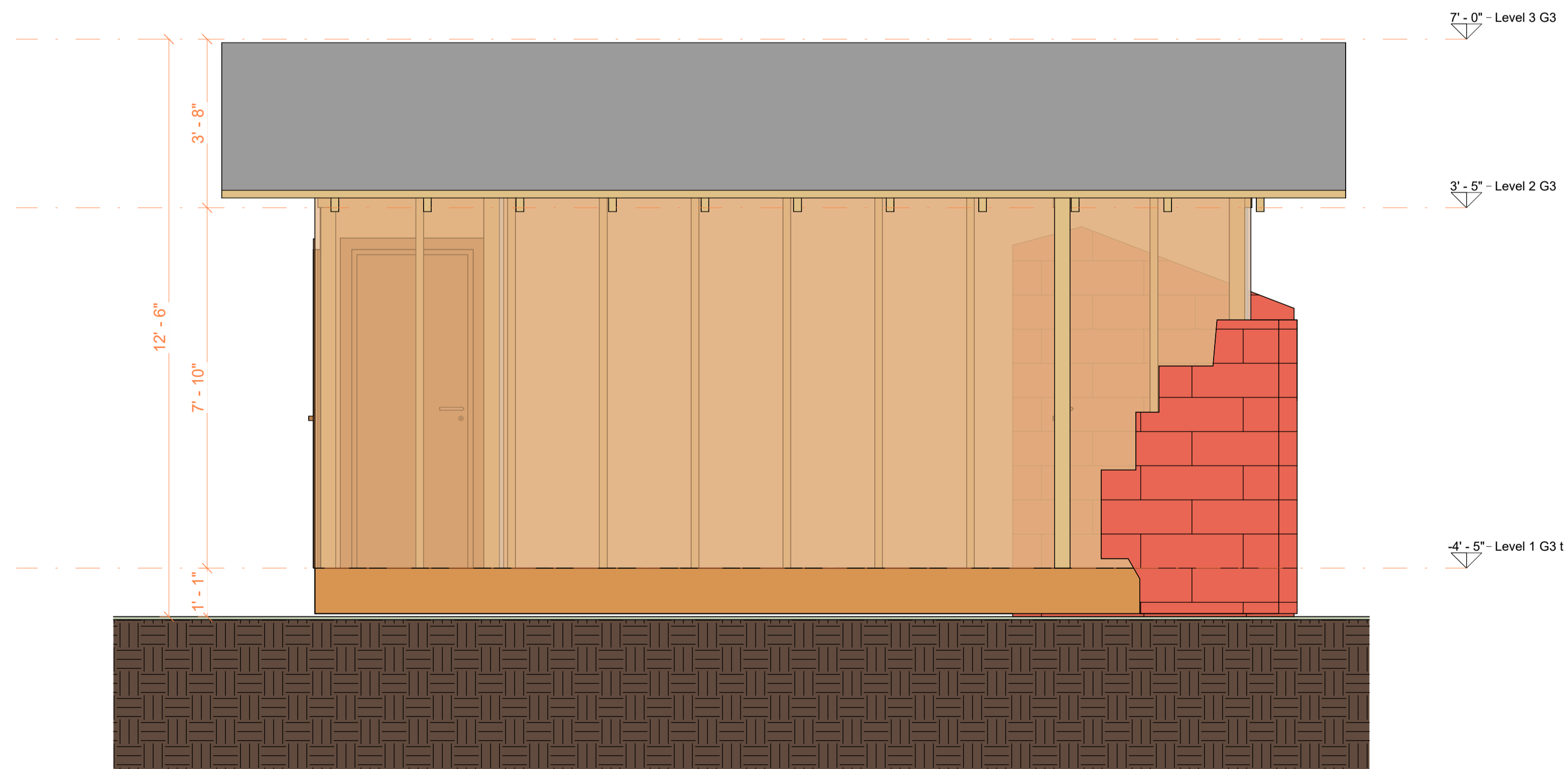
Scale 1-50



18 Spencer St, Brooklyn,  
NY 11205  
info@TechScanusa.com  
TechScanusa.com  
(929) 486 9091



1 Sección 8  
A305 1:25



2 Sección 8 Copy 1  
A305 1:25



**TECHSCAN**  
Surveying As Builds and Geospatial Solutions

Elevations & Sections

Projet number 0001

Date 26/01/2026

Checked by

A101

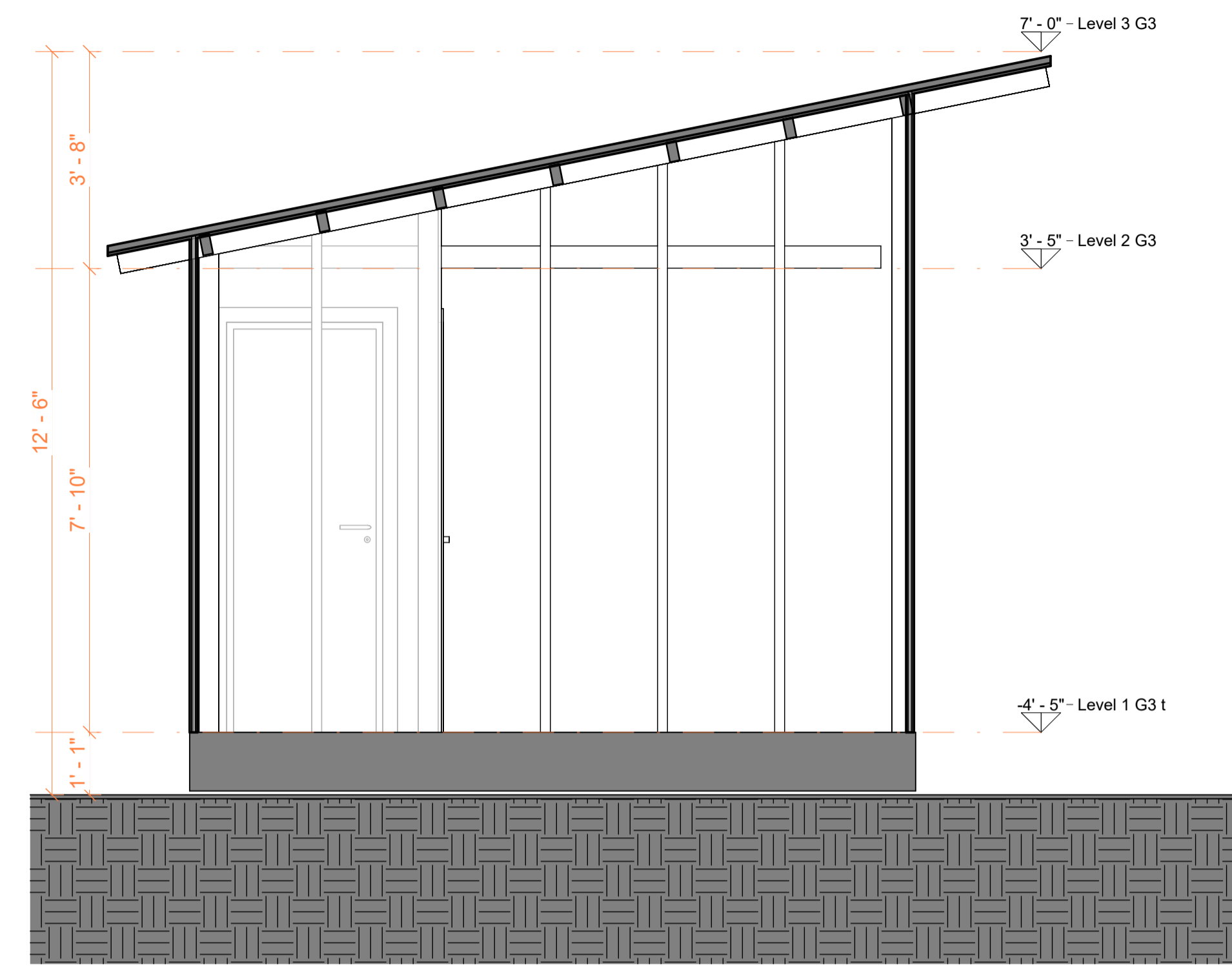
Scale 1-50



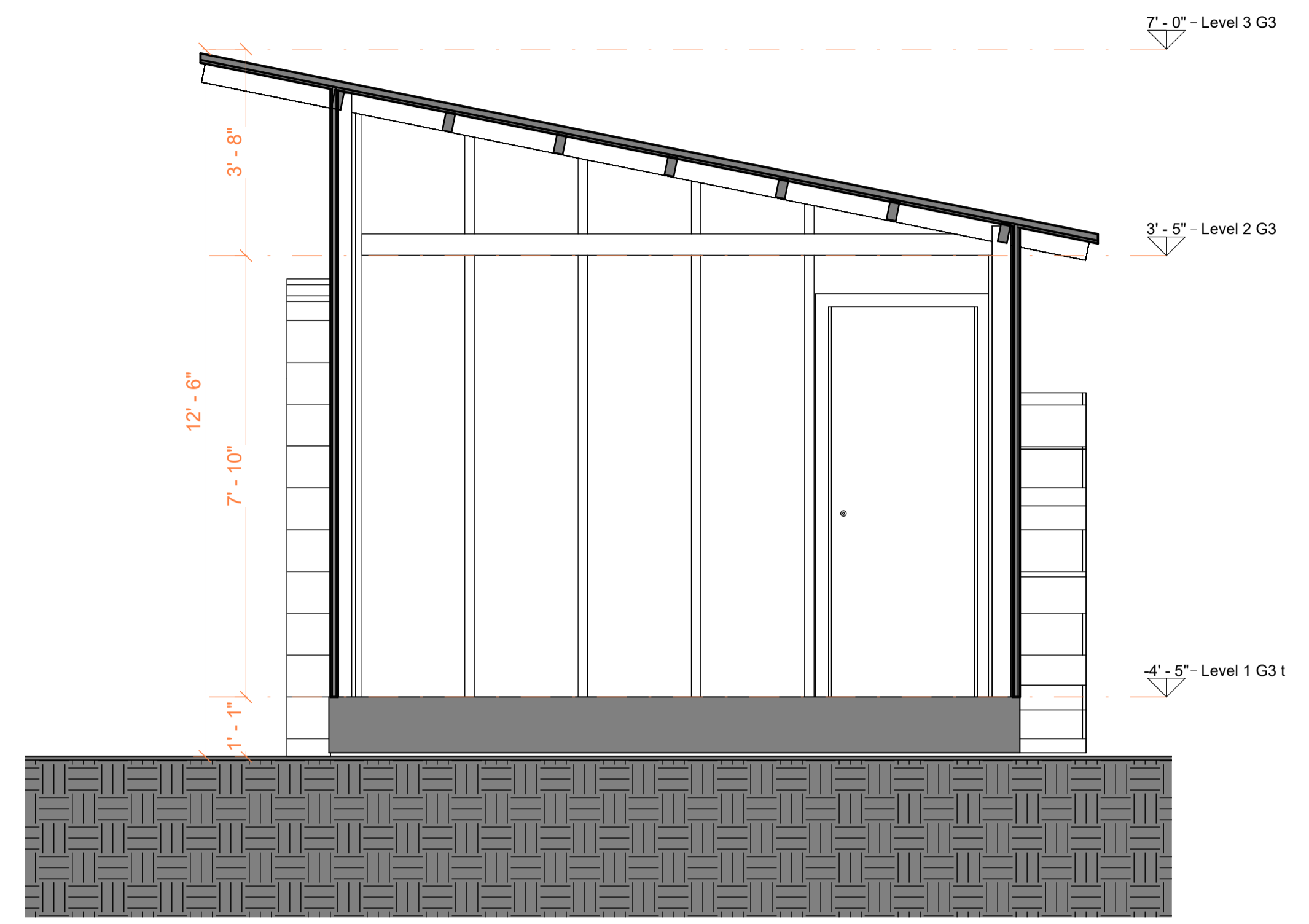
18 Spencer St, Brooklyn,  
NY 11205  
info@TechScanusa.com  
TechScanusa.com  
(929) 486 9091



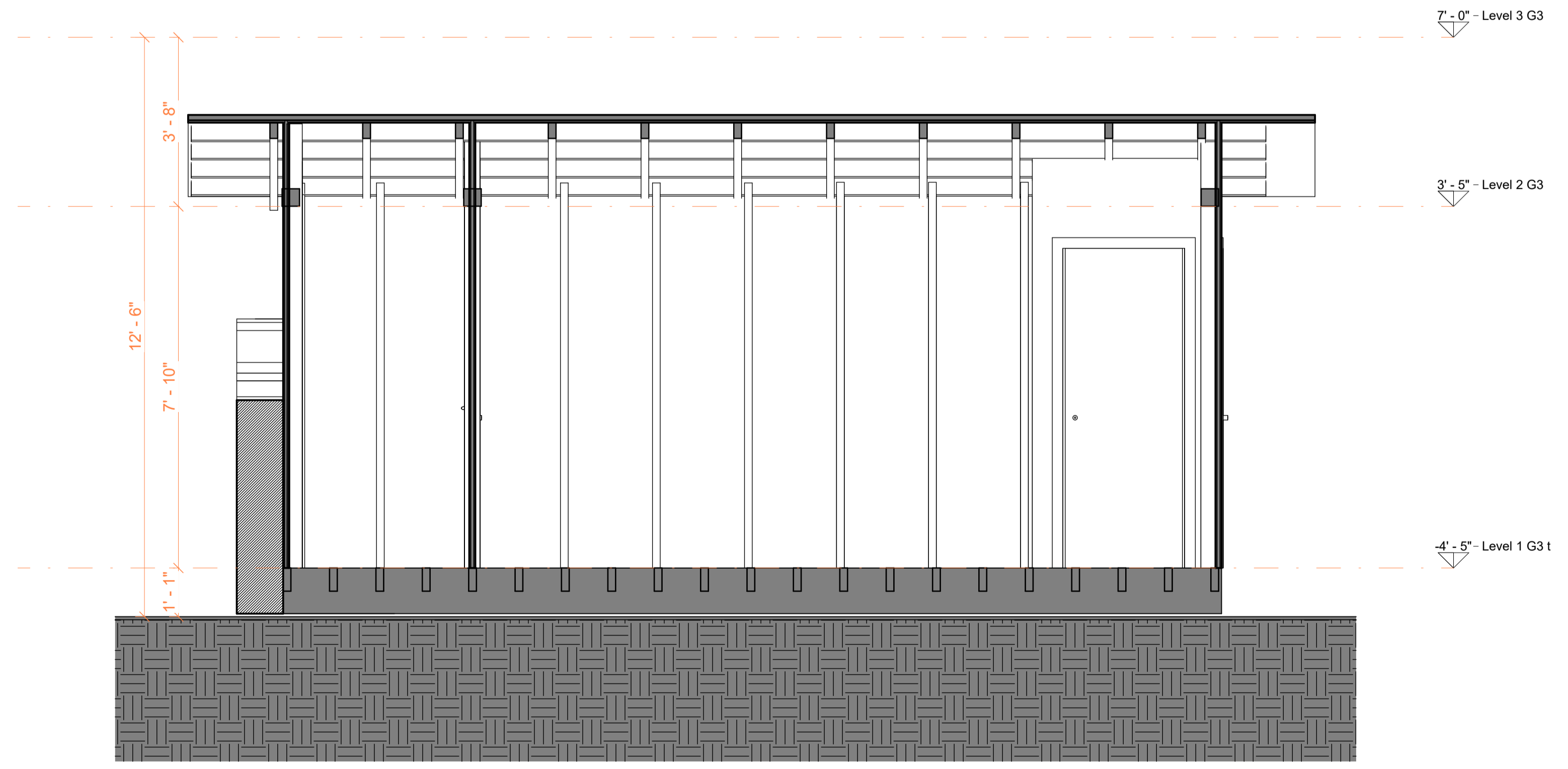
**TECHSCAN**  
Surveying As Builds and Geospatial Solutions



1 Sección 11  
A306 1 : 25



3 Sección 13  
A306 1 : 25



2 Sección 12  
A306 1 : 25

Elevations & Sections

Projet number 0001

Date 26/01/2026

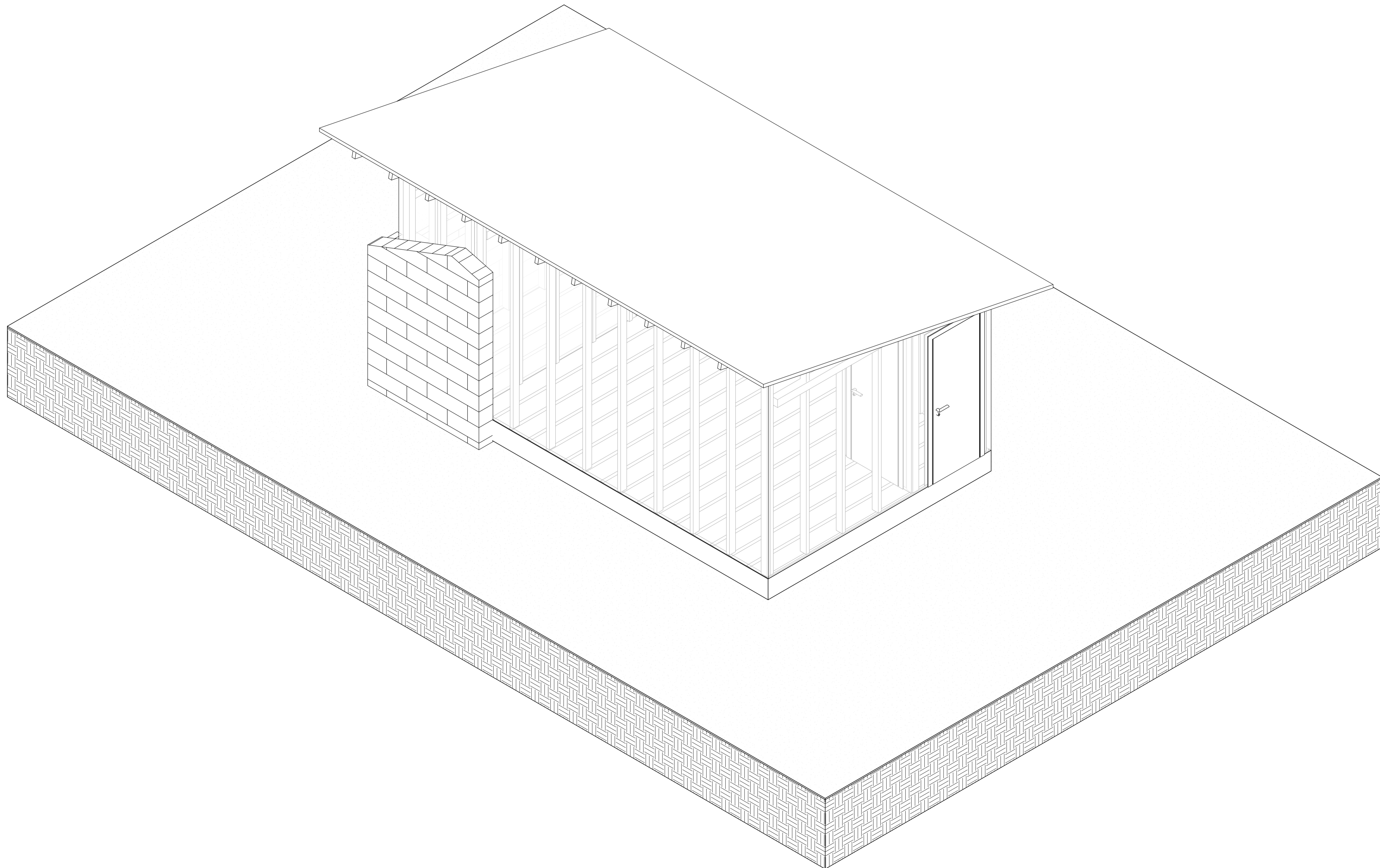
Checked by

A101

Scale 1-50



18 Spencer St, Brooklyn,  
NY 11205  
info@TechScanusa.com  
TechScanusa.com  
(929) 486 9091



**TECHSCAN**  
Surveying As Builds and Geospatial Solutions

Elevations & Sections

Project number 0001

Date 26/01/2026

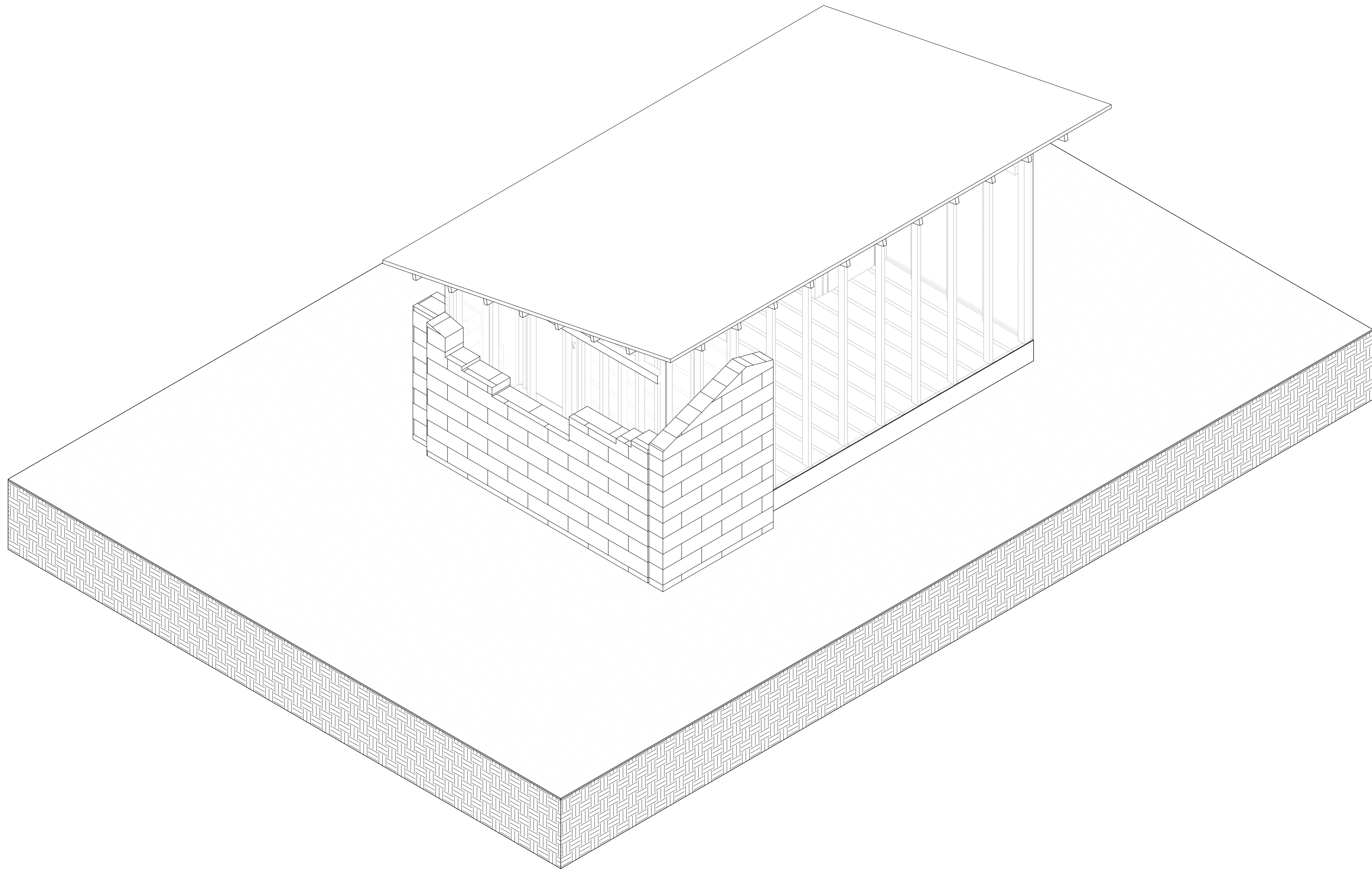
Checked by

A101

Scale 1-50



18 Spencer St, Brooklyn,  
NY 11205  
info@TechScanusa.com  
TechScanusa.com  
(929) 486 9091



**TECHSCAN**  
Surveying As Builds and Geospatial Solutions

Elevations & Sections

Projet number 0001

Date 26/01/2026

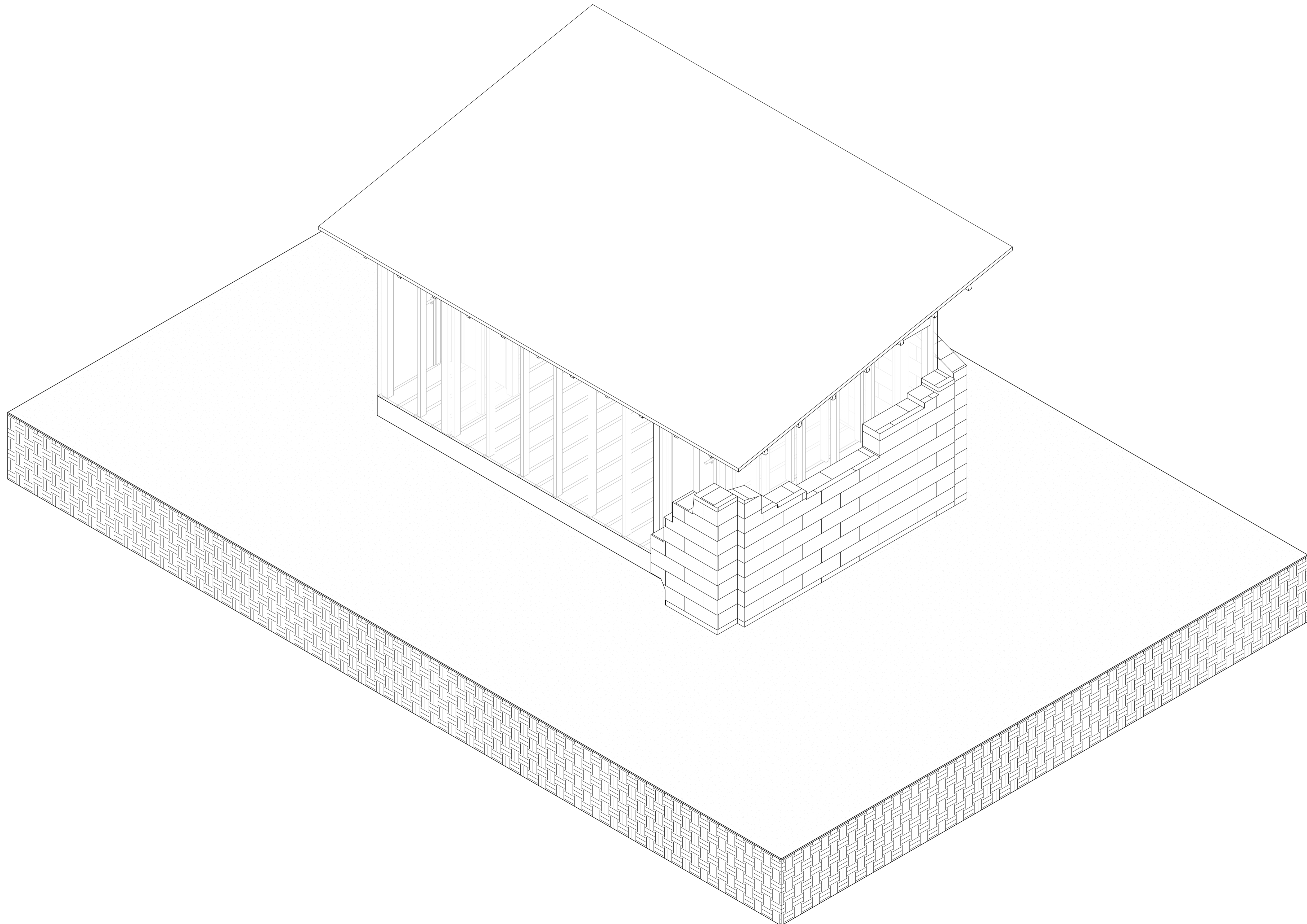
Checked by

A101

Scale 1-50



18 Spencer St, Brooklyn,  
NY 11205  
info@TechScanusa.com  
TechScanusa.com  
(929) 486 9091



**TECHSCAN**  
Surveying As Builds and Geospatial Solutions

Elevations & Sections

Project number 0001

Date 26/01/2026

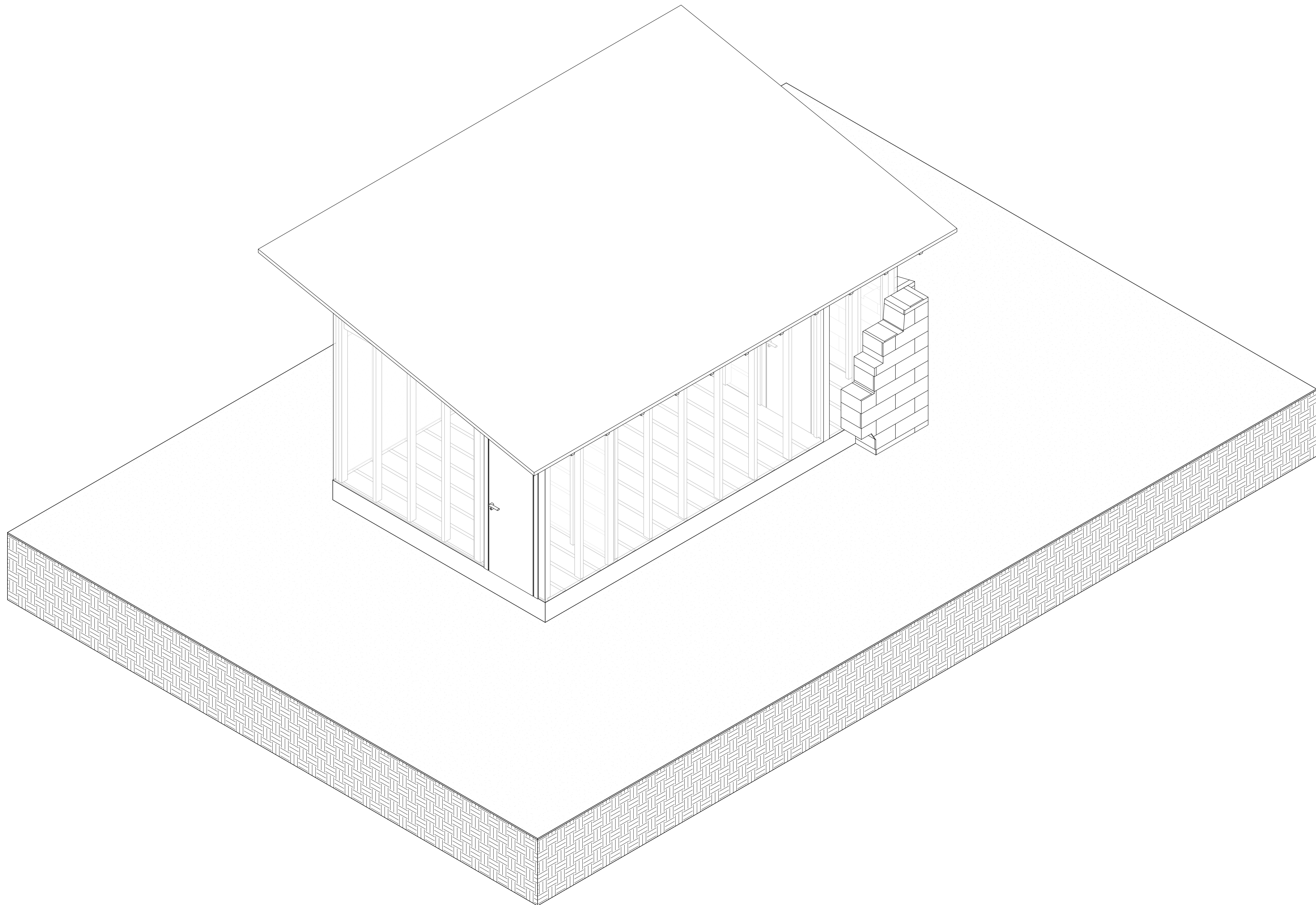
Checked by

A101

Scale 1-50



18 Spencer St, Brooklyn,  
NY 11205  
info@TechScanusa.com  
TechScanusa.com  
(929) 486 9091



**TECHSCAN**  
Surveying As Builds and Geospatial Solutions

Elevations & Sections

Project number 0001

Date 26/01/2026

Checked by

A101

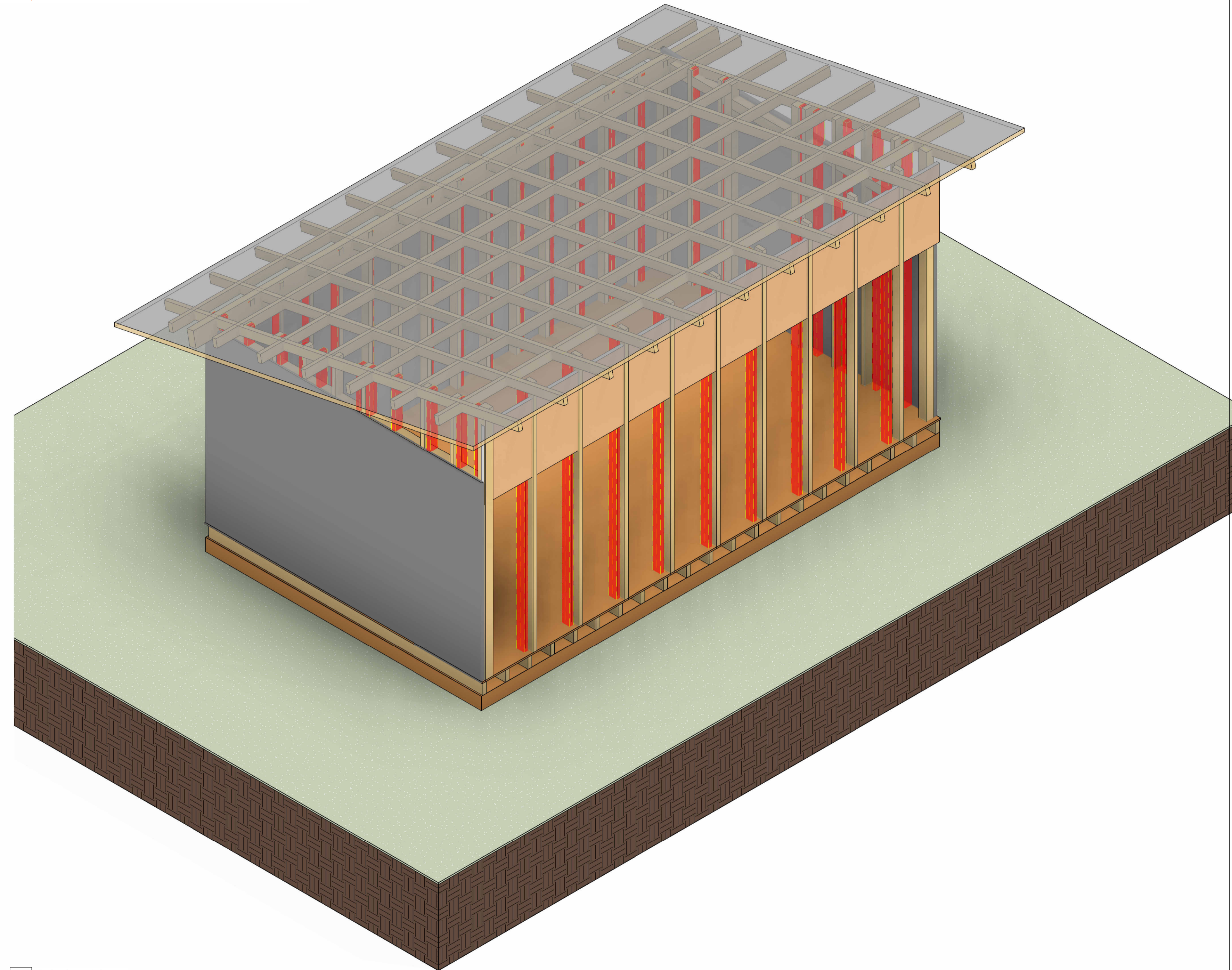
Scale 1-50




18 Spencer St, Brooklyn,  
NY 11205  
info@TechScanusa.com  
TechScanusa.com  
(929) 486 9091

# 174 River Rd, Monticello, NY 12701

1. A1, A2, A3, A4 & A5 THESE DOCUMENTS ARE THE PROPERTY OF THE DESIGNER AND SHALL NOT BE COPIED, DUPLICATED, ALTERED, MODIFIED OR REVISED IN ANY WAY WITHOUT THE WRITTEN APPROVAL OF THE DESIGNER.
2. CONTRACTOR SHALL VERIFY ALL CONDITIONS AND DIMENSIONS AT THE SITE AND ALL INCONSISTENCIES SHALL BE BROUGHT TO THE ATTENTION OF THE DEVELOPER AND THE DESIGNER BEFORE PROCEEDING WITH THE WORK.
3. ANY ERRORS OR OMISSIONS FOUND IN THESE DRAWINGS SHALL BE BROUGHT TO DEVELOPERS AND DESIGNERS ATTENTION IMMEDIATELY.
4. DO NOT SCALE DRAWINGS. WRITTEN DIMENSIONS TAKE PRECEDENCE OVER SCALED DIMENSIONS.
5. ALL DIMENSIONS ARE TO FACE OF STUD OR TO FACE OF FRAMING UNLESS OTHERWISE NOTED.
6. ALL TRUSS DRAWINGS TO BE REVIEWED AND APPROVED BY THE STRUCTURAL ENGINEER PRIOR TO ISSUANCE OF BUILDING PERMIT.
7. ALL OR EQUAL SUBSTITUTIONS MUST BE SUBMITTED TO AND APPROVED BY CITY BUILDING OFFICIAL PRIOR TO INSTALLATION.
8. ALL ELECTRICAL AND MECHANICAL EQUIPMENT AND METERS ARE SUBJECT TO RELOCATION DUE TO FIELD CONDITIONS, CONTRACTOR TO VERIFY.
9. DAMP PROOFING - ONE COAT CONTINUOUS ELASTOMERIC WATERPROOFING FROM GRADE LEVEL TO BOTTOM OF FOUNDATION.
10. SHOP DRAWING REVIEW AND DISTRIBUTION, ALONG WITH PRODUCT SUBMITTALS, REQUESTED IN THE CONSTRUCTION DOCUMENTS, SHALL BE THE SOLE RESPONSIBILITY OF THE GENERAL CONTRACTOR, UNLESS DIRECTED OTHERWISE UNDER A SEPARATE AGREEMENT.
11. DEVIATIONS FROM THESE DOCUMENTS IN THE CONSTRUCTION PHASE SHALL BE REVIEWED BY THE DESIGNER AND THE OWNER PRIOR TO THE START OF WORK IN QUESTION. ANY DEVIATIONS FROM THESE DOCUMENTS WITHOUT PRIOR REVIEW, SHALL BE THE SOLE RESPONSIBILITY OF THE GENERAL CONTRACTOR.
12. THE GENERAL CONTRACTOR SHALL BE RESPONSIBLE FOR ALL WORK AND MATERIALS REPRESENTED ON THESE DOCUMENTS INCLUDING THE WORK AND MATERIALS FURNISHED BY SUBCONTRACTORS AND VENDORS.
13. THE BUILDER SHALL FURNISH ART AND ALL REPORTS RECEIVED FROM THE GEOTECHNICAL ENGINEER (SOILS REPORT), ON THE STUDY OF THE PROPOSED SITE, TO THE DESIGNER, STRUCTURAL ENGINEER, AND GENERAL CONTRACTOR. IN THE EVENT THE GEOTECHNICAL REPORTS DO NOT EXIST, THE SOILS CONDITION SHALL BE ASSUMED TO BE A MINIMUM DESIGN SOIL PRESSURE STATED BY THE STRUCTURAL ENGINEER OF RECORD FOR THE PURPOSE OF STRUCTURAL DESIGN. GENERAL CONTRACTOR SHALL ASSURE THE SOIL CONDITIONS MEET OR EXCEED THE CRITERIA.
14. ALL WORK PERFORMED BY THE GENERAL CONTRACTOR SHALL COMPLY AND CONFORM WITH LOCAL AND STATE BUILDING CODES, ORDINANCES AND REGULATIONS, ALONG WITH ALL OTHER AUTHORITIES HAVING JURISDICTION. THE GENERAL CONTRACTOR IS RESPONSIBLE TO BE AWARE OF THESE REQUIREMENTS AND GOVERNING REGULATIONS.
15. WINDOW SUPPLIER TO VERIFY AT LEAST ONE WINDOW IN ALL BEDROOMS TO HAVE A CLEAR EGRESS OPENING OF 5.7 SQ FT WITH MIN. DIMENSION OF 24" IN HEIGHT AND 20" IN WIDTH.




1 3D G4 Copy 1 Copy 2  
A400



Sheet List	
Sheet Number	Sheet Name
A101	Floor plants
A102	Roof
A103	Elevations & Sections 1
A104	Elevations & Sections 2
A100	Cover
A200	Cover
A201	Floor plants
A202	Roof
A203	Elevations & Sections 1
A204	Elevations & Sections 2
A205	Elevations & Sections 2
A206	Elevations & Sections 2
A207	IEWS
A208	IEWS
A209	IEWS
A210	IEWS
A105	IEWS
A106	IEWS
A107	IEWS
A300	Cover
A400	Cover

Sheet List	
Sheet Number	Sheet Name
A301	Floor plants
A302	Roof
A303	Elevations & Sections 1
A304	Elevations & Sections 2
A305	Elevations & Sections 2
A306	Elevations & Sections 2
A307	IEWS
A308	IEWS
A309	IEWS
A310	IEWS
A401	Floor plants
A402	Roof
A403	Elevations & Sections 1
A404	Elevations & Sections 2
A405	Elevations & Sections 2
A406	Elevations & Sections 2
A407	IEWS
A408	IEWS
A409	IEWS
A410	IEWS
A401-2	Floor plants
A301-2	Floor plants
A201-2	Floor plants



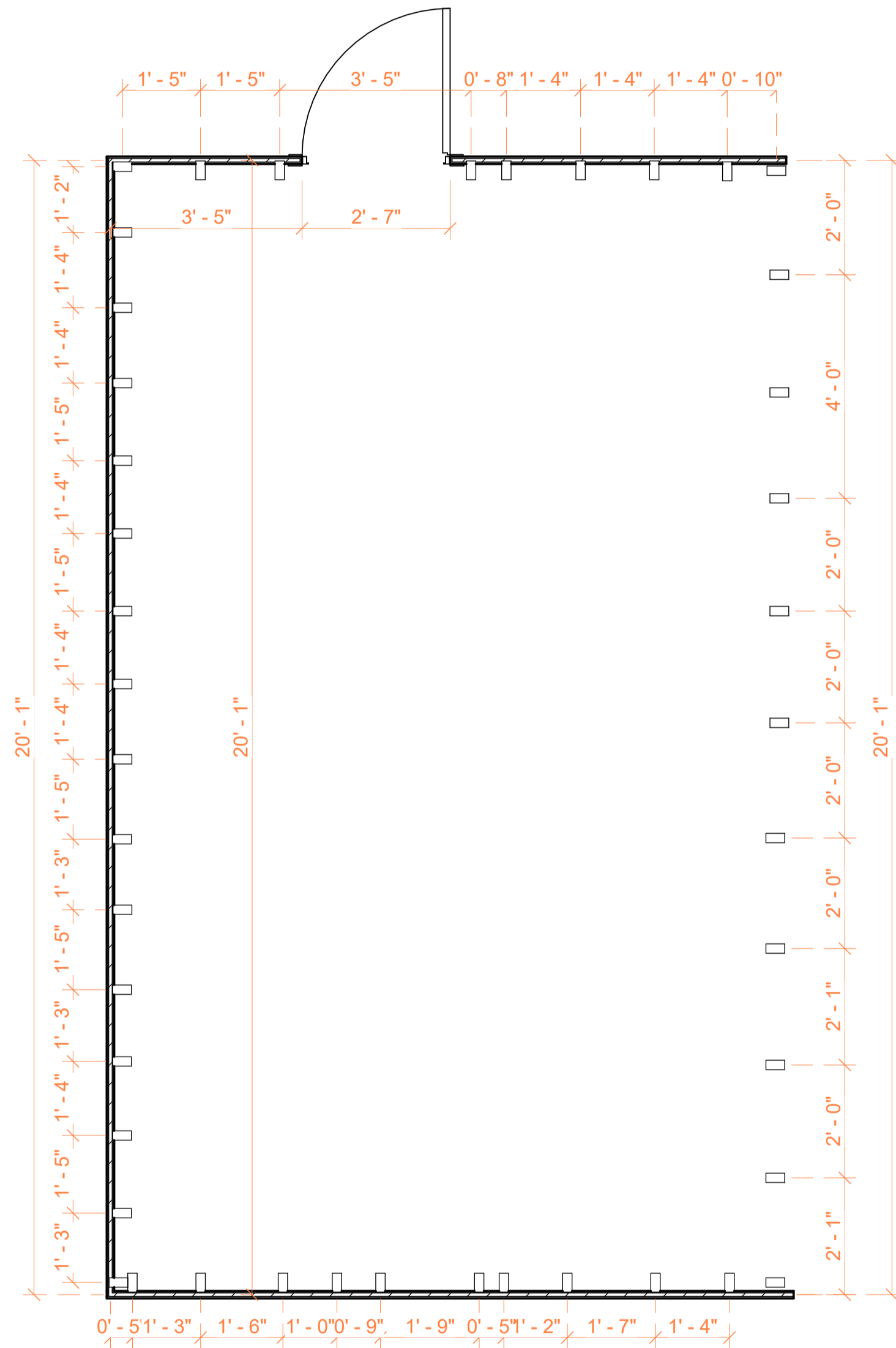
**TECHSCAN**  
Surveying As Builds and Geospatial Solutions

Floor plants	
Projet number	0001
Date	26/01/2026
Checked by	A101
Scale	1-50

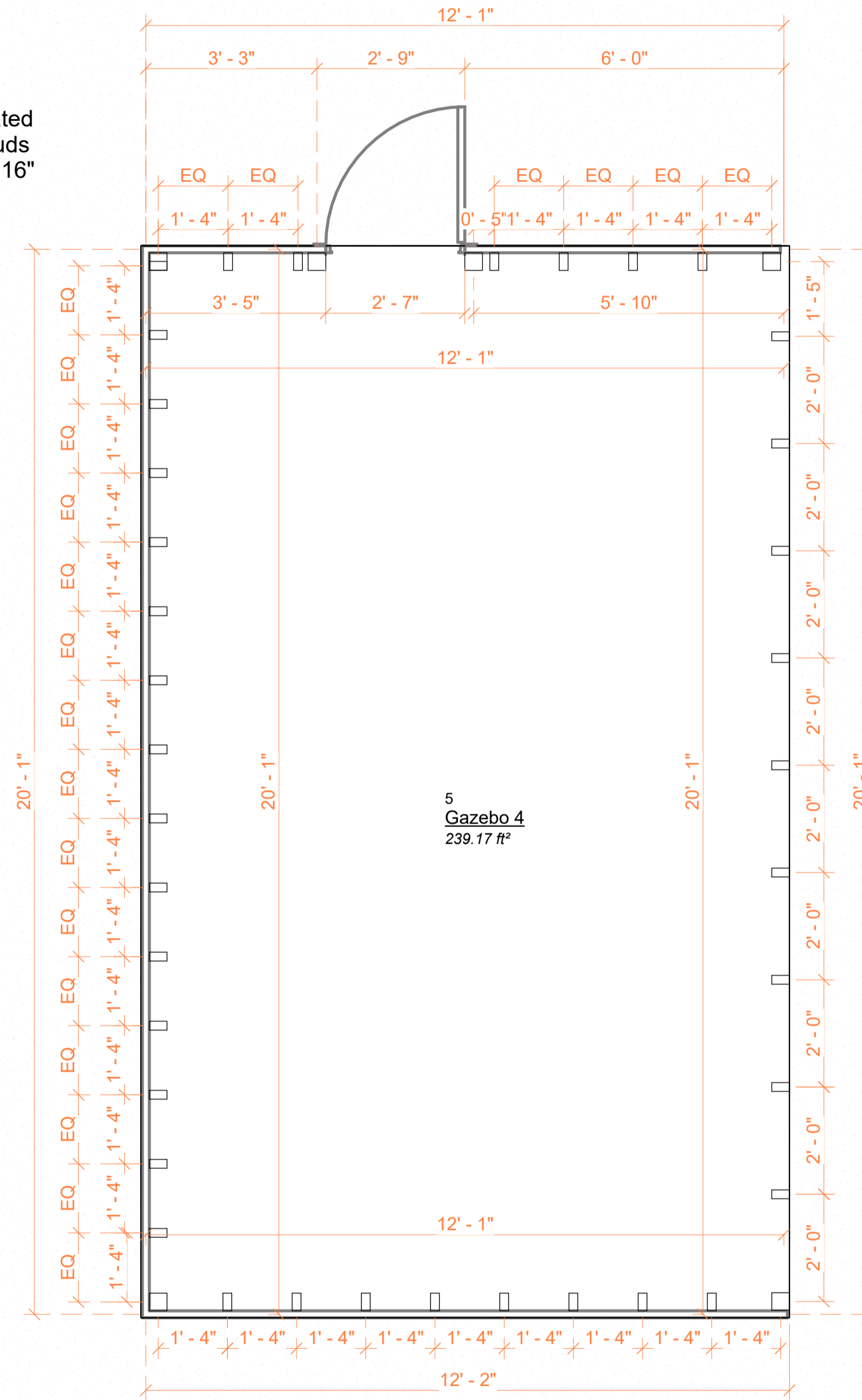


18 Spencer St, Brooklyn,  
NY 11205  
info@TechScanusa.com  
TechScanusa.com  
(929) 486 9091

Wall framing shall consist of 2x4" Pressure-Treated (PT) studs spaced @ 16" O.C. Main structural support provided by 4x4" PT corner columns rated for ground contact. Maximum clear span between columns not to exceed 8'-0" to maintain structural integrity and load distribution.



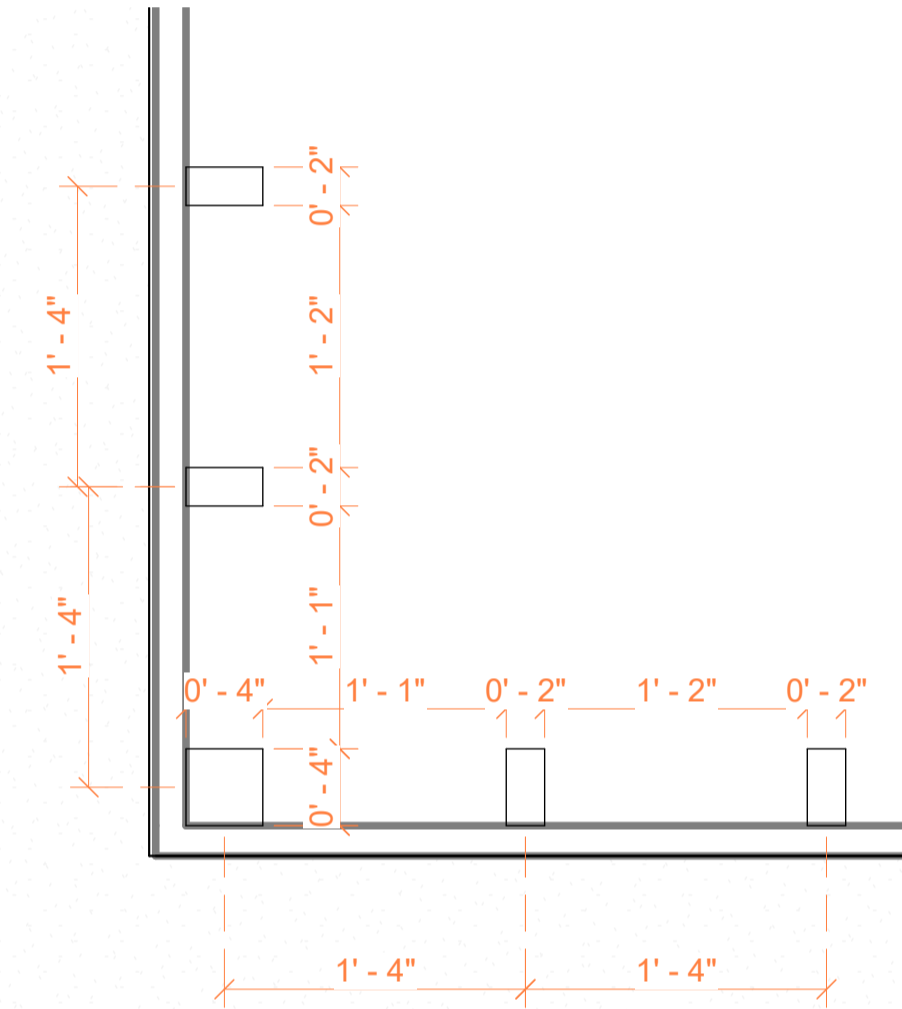
Pressure-treated (PT) wood studs to be 2x4" @ 16" O.C.



Main structural support provided by 4x4" PT corner columns rated for ground contact.

Pressure-treated (PT) wood studs to be 2x4" @ 16" O.C.

Pressure-treated (PT) wood studs to be 2x4" @ 24" O.C.



1 Level 1 G4  
A401 1:25

2 Level 1 G4 Copy 1  
A401 1:25

3 Level 1 G4 Copy 1 Copy 1  
A401 1:10




**TECHSCAN**  
Surveying As Builds and Geospatial Solutions

Floor plans	
Project number	0001
Date	26/01/2026
Checked by	
	A101
Scale	1-50



18 Spencer St, Brooklyn,  
NY 11205  
info@TechScanusa.com  
TechScanusa.com  
(929) 486 9091





Roof structure to utilize 2x4" rafters @ 24" O.C. All rafter-to-beam intersections must be secured with galvanized joist hangers (Simpson Strong-Tie or equiv.). Hurricane ties are required at all rafter-to-wall plate connections to ensure uplift resistance against wind loads.

Roofing to be installed over 1/2" OSB or Plywood sheathing. Underlayment shall be 15 lb asphalt felt or synthetic membrane, including aluminum drip edges at all eaves. Final finish consists of 3-tab asphalt shingles fastened with 1-1/4" galvanized nails.

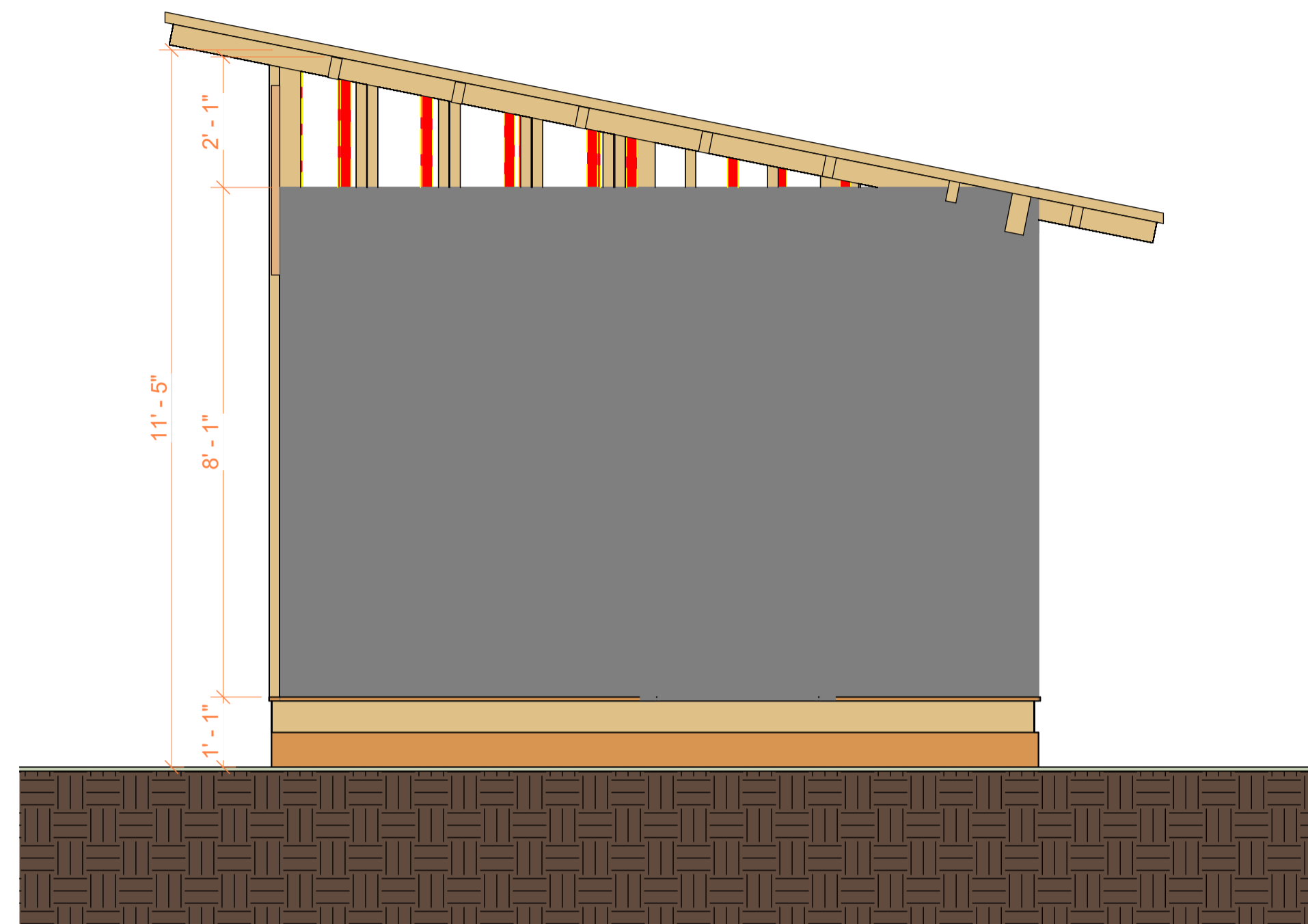


**TECHSCAN**  
Surveying As Builds and Geospatial Solutions

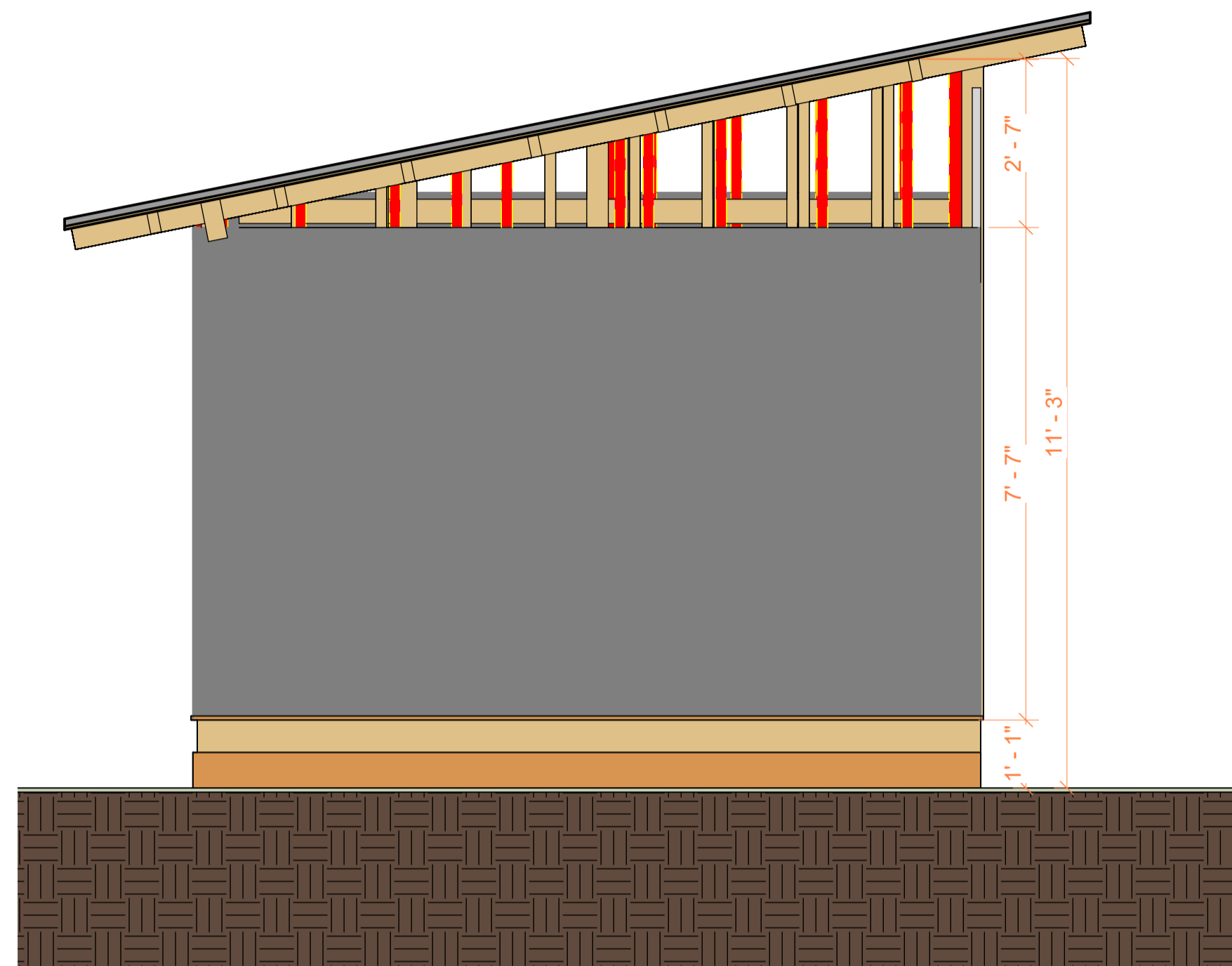
Roof & Iso	
Projet number	0001
Date	26/01/2026
Checked by	
	A102
Scale	1-50



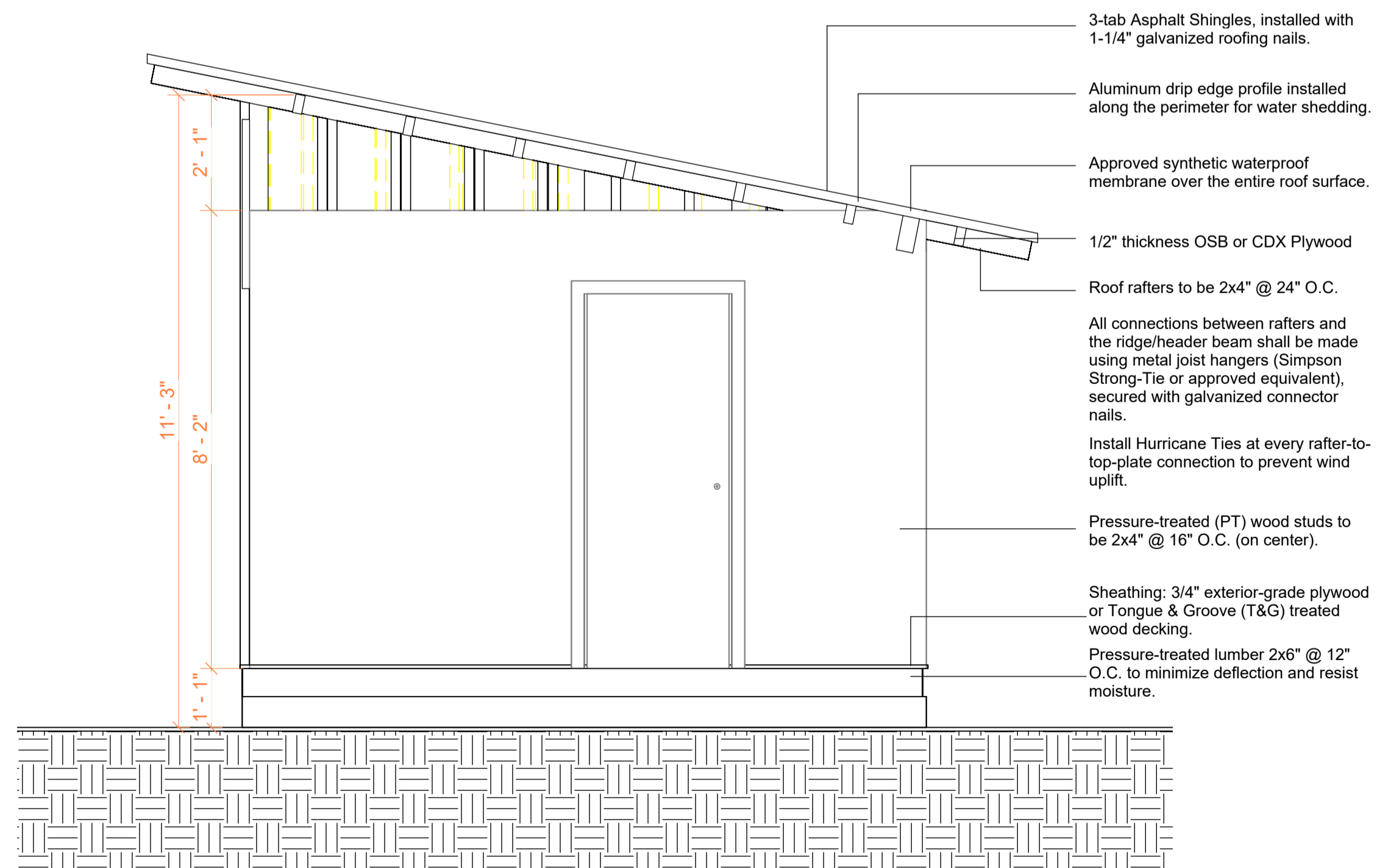
18 Spencer St, Brooklyn,  
NY 11205  
info@TechScanusa.com  
TechScanusa.com  
(929) 486 9091



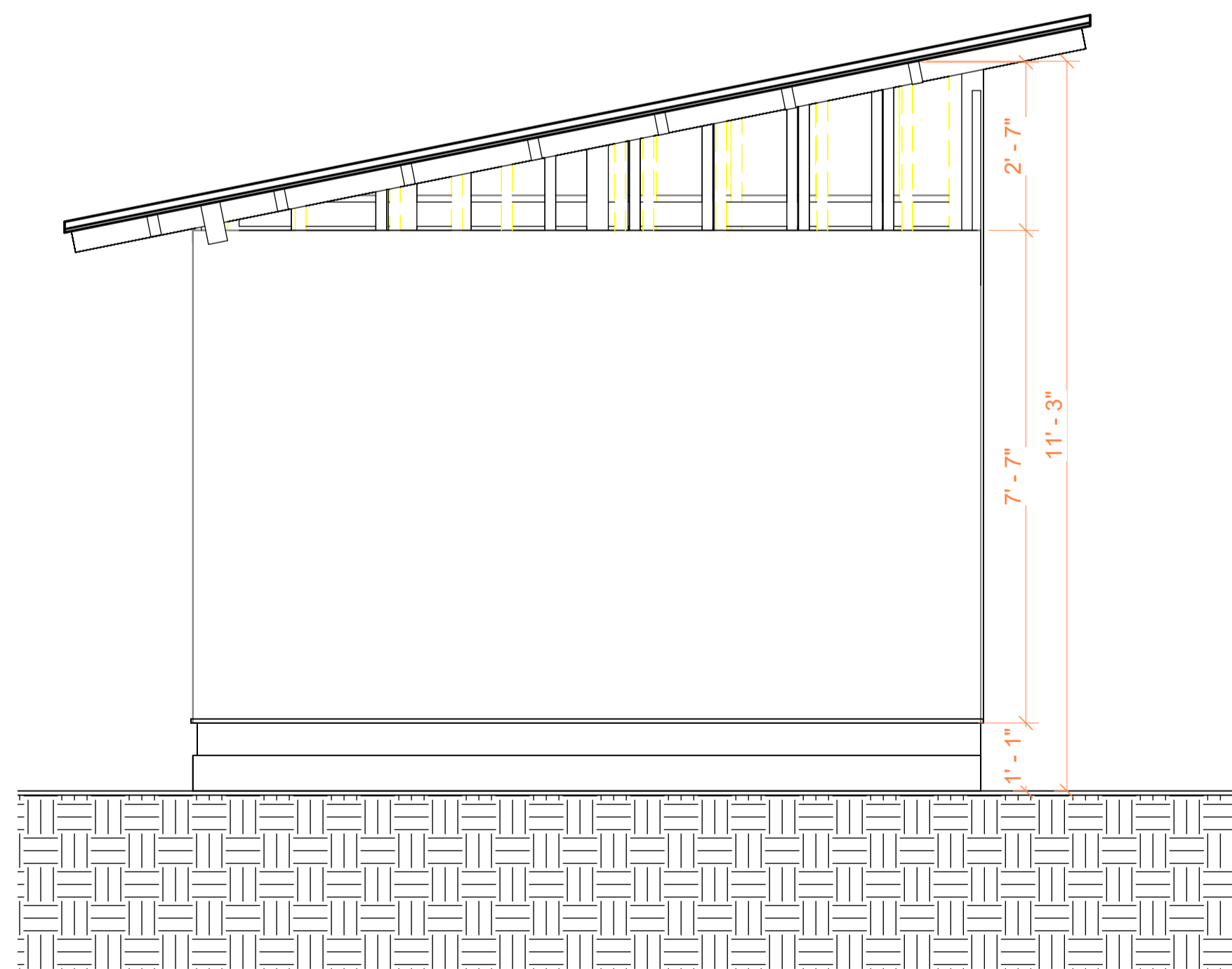
1 Sección 9 Copy 2  
A403 1 : 25



3 Sección 10 Copy 2  
A403 1 : 25



2 Sección 9 Copy 2 Copy 1  
A403 1 : 25



4 Sección 10 Copy 2 Copy 1  
A403 1 : 25



**TECHSCAN**  
Surveying As Builds and Geospatial Solutions

Elevations & Sections

Projet number 0001

Date 26/01/2026

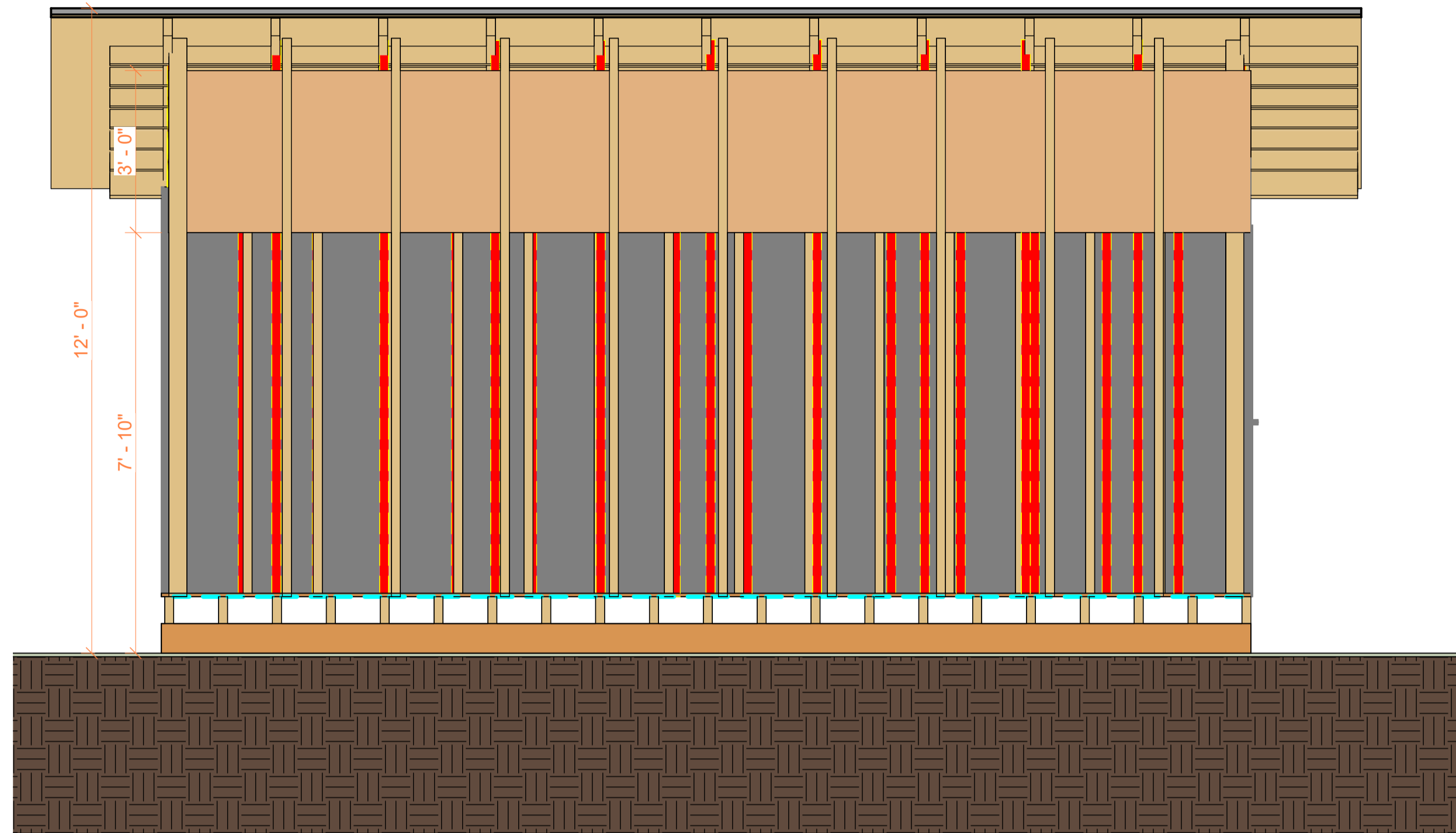
Checked by

A103

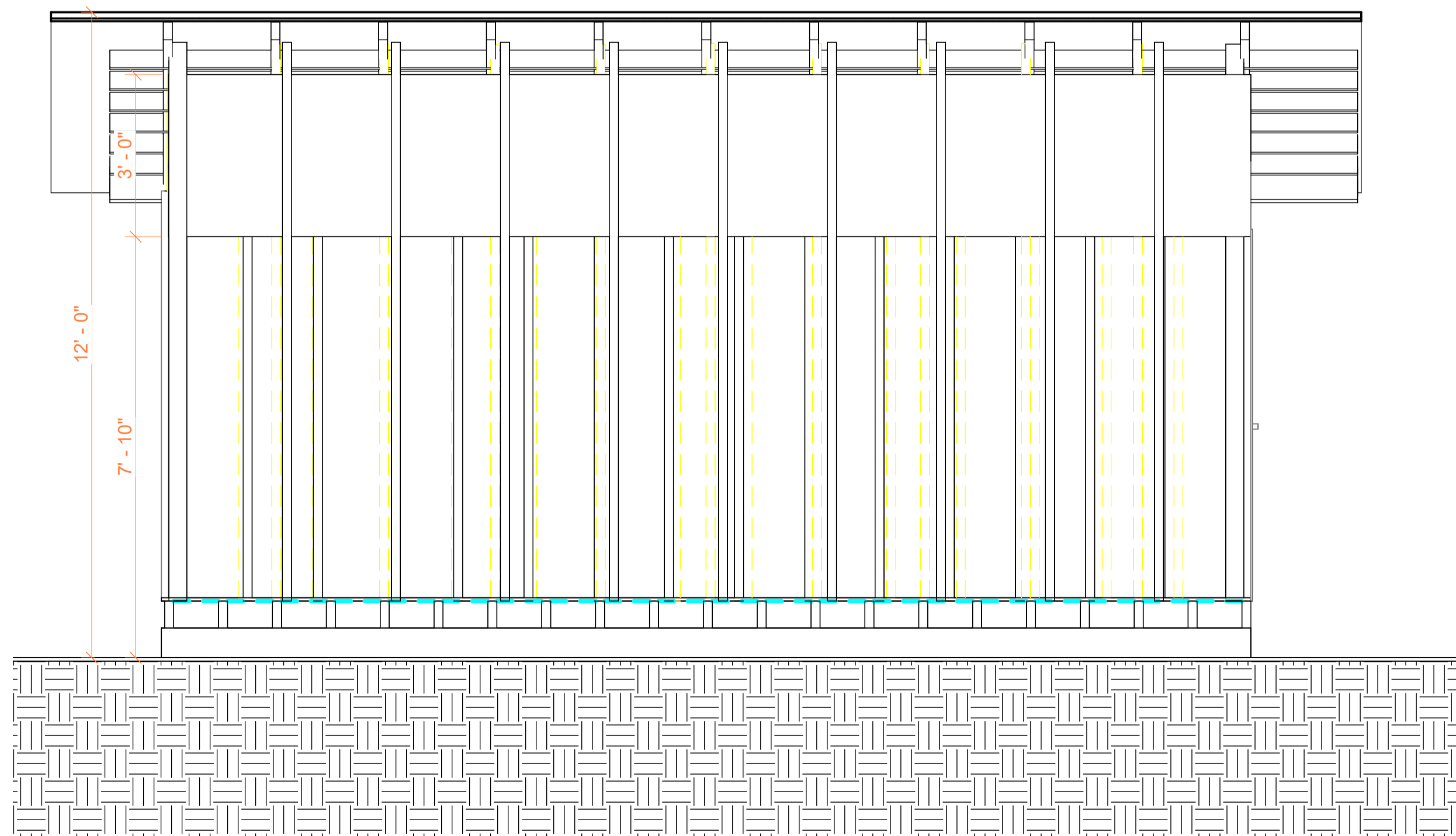
Scale 1-50



18 Spencer St, Brooklyn,  
NY 11205  
info@TechScanusa.com  
TechScanusa.com  
(929) 486 9091



1 Sección 8 Copy 2  
A404 | 1 : 25



2 Sección 8 Copy 2 Copy 1  
A404 | 1 : 25



**TECHSCAN**  
Surveying As Builds and Geospatial Solutions

Elevations & Sections

Projet number 0001

Date 26/01/2026

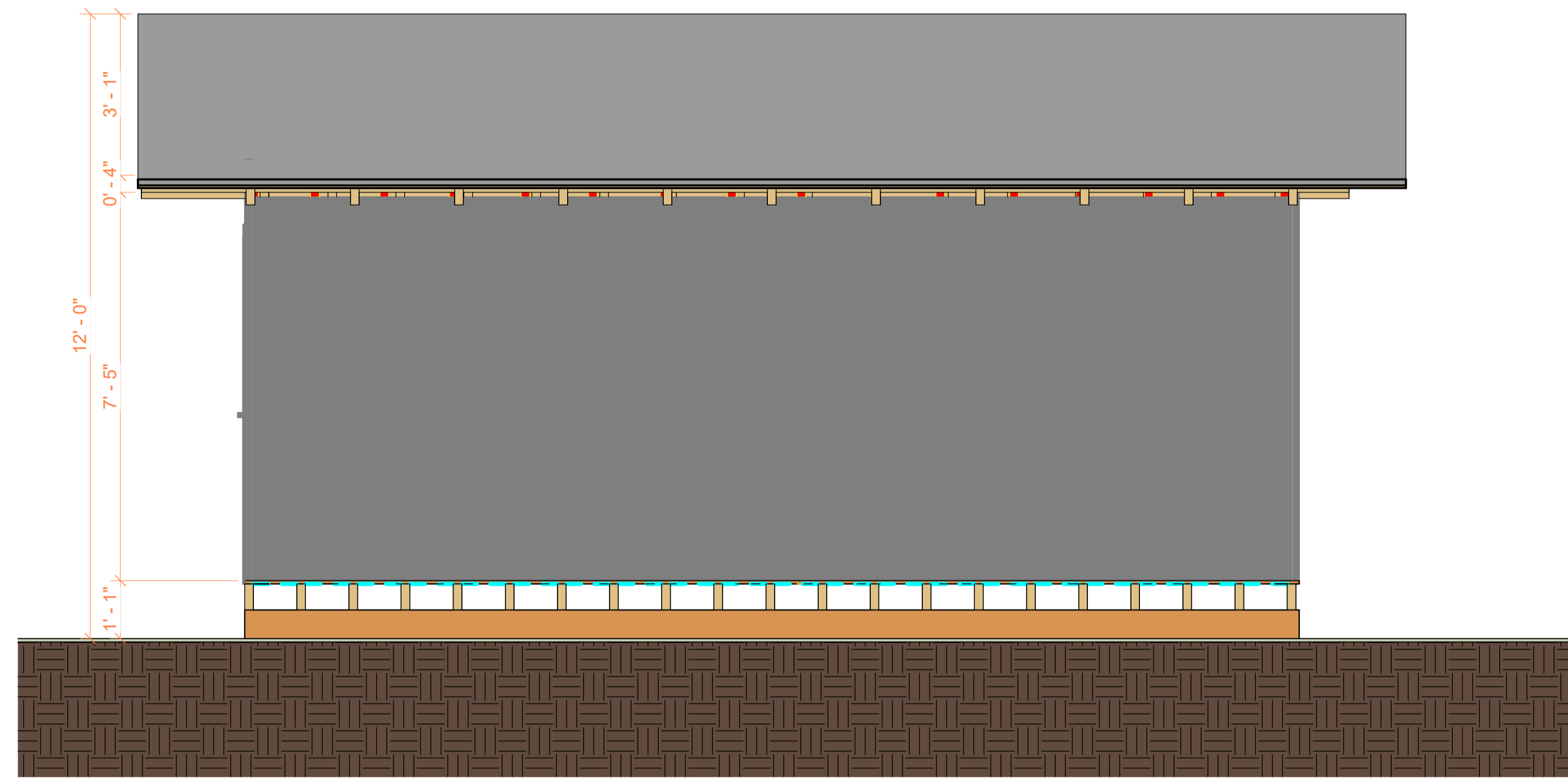
Checked by

A101

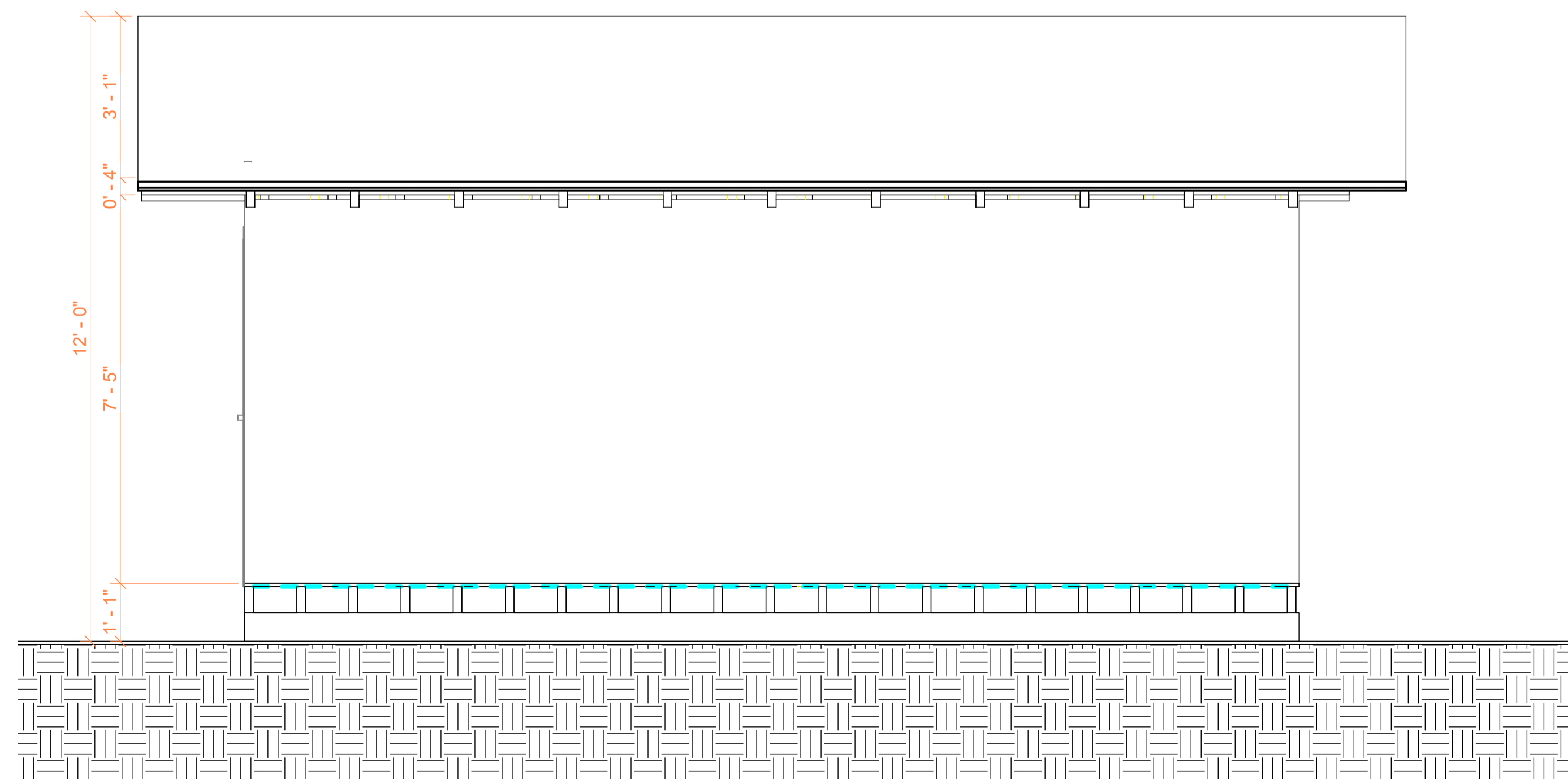
Scale 1-50



18 Spencer St, Brooklyn,  
NY 11205  
info@TechScanusa.com  
TechScanusa.com  
(929) 486 9091



1 Sección 7 Copy 2  
A405 1:25



2 Sección 7 Copy 2 Copy 1  
A405 1:25



**TECHSCAN**  
Surveying As Builds and Geospatial Solutions

Elevations & Sections

Projet number 0001

Date 26/01/2026

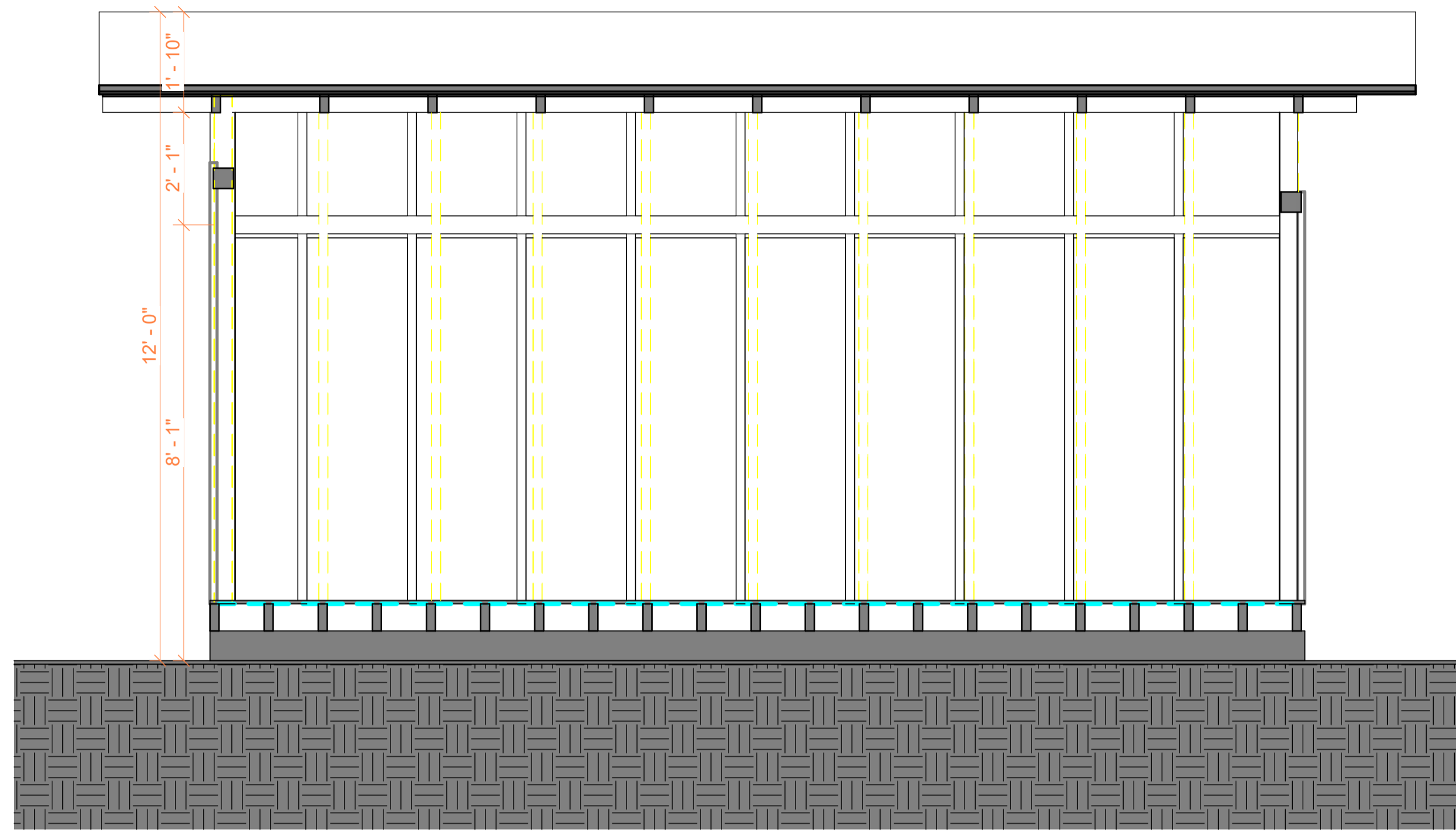
Checked by

A101

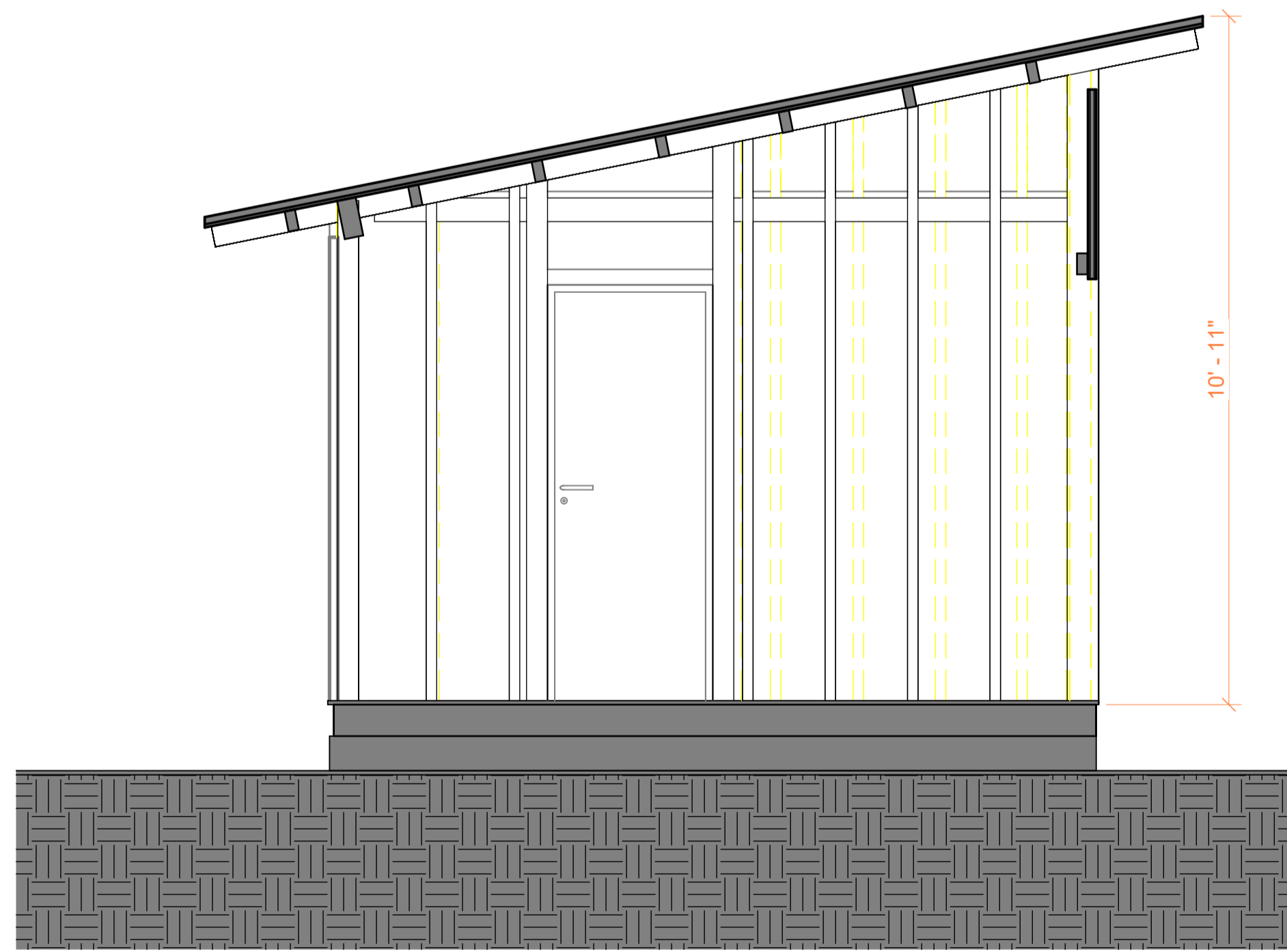
Scale 1-50



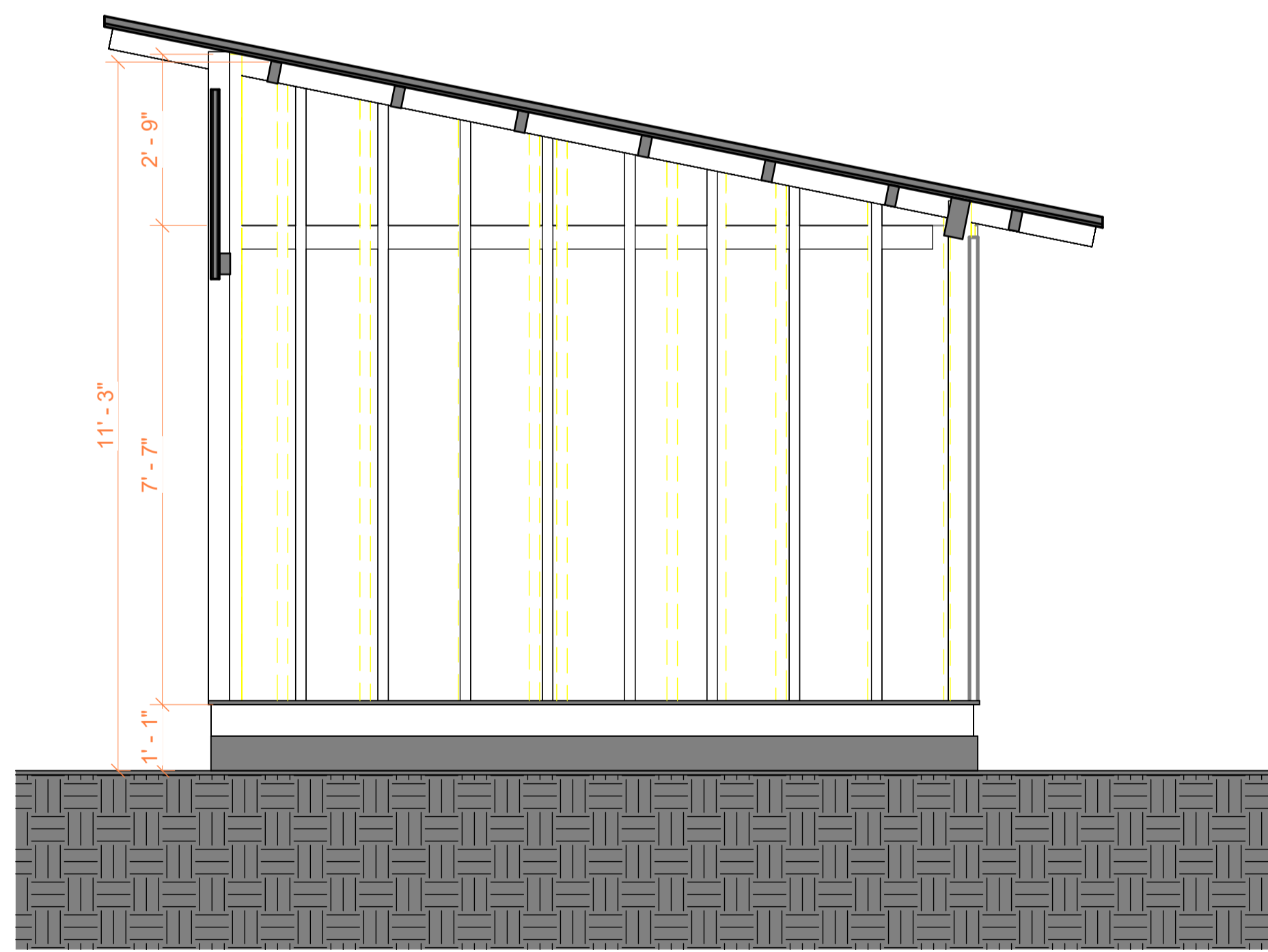
18 Spencer St, Brooklyn,  
NY 11205  
info@TechScanusa.com  
TechScanusa.com  
(929) 486 9091



1 Sección 14  
A406 | 1 : 25



2 Sección 15  
A406 | 1 : 25



3 Sección 16  
A406 | 1 : 25

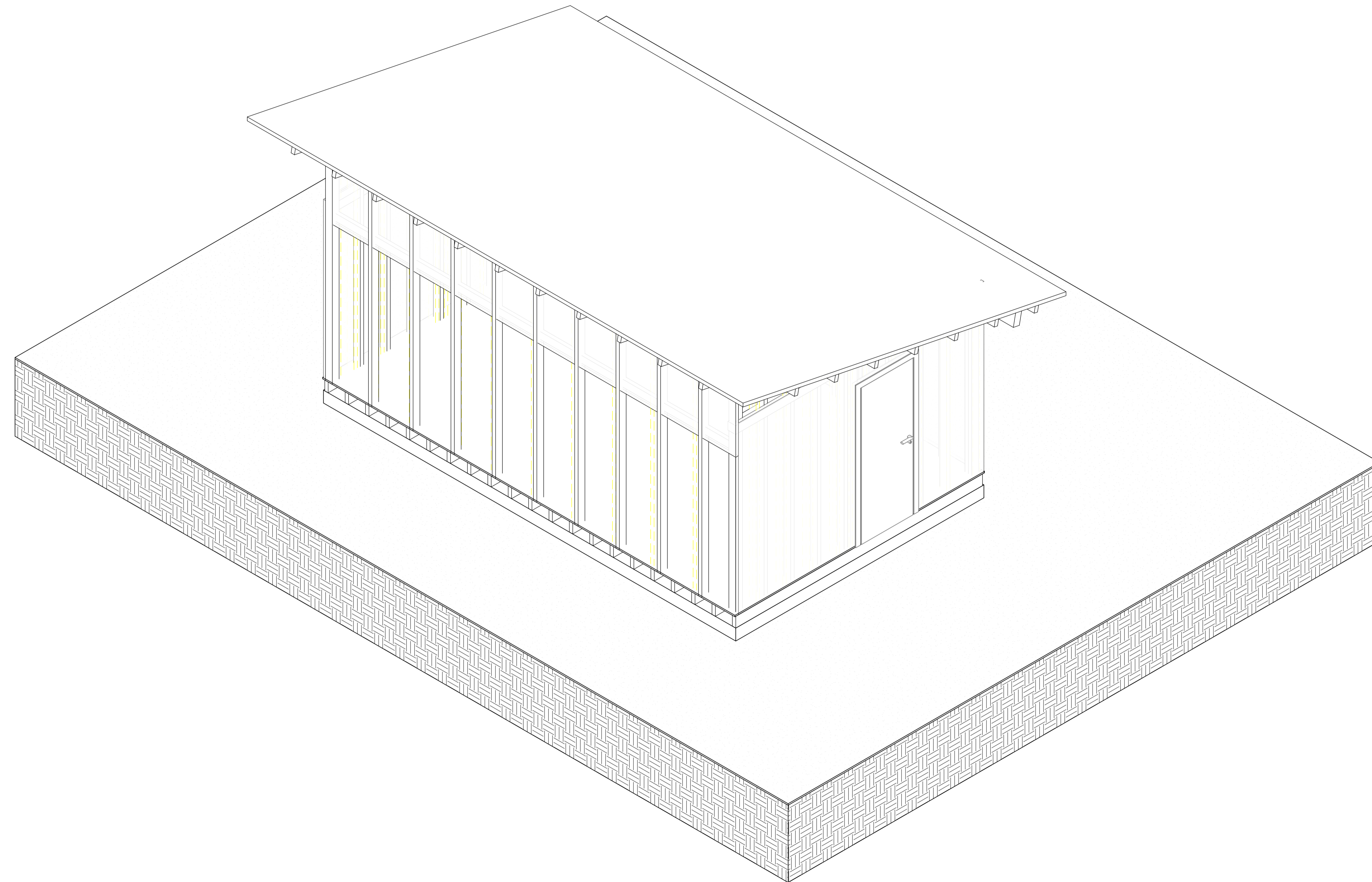


**TECHSCAN**  
Surveying As Builds and Geospatial Solutions

Elevations & Sections	
Projet number	0001
Date	26/01/2026
Checked by	A101
Scale	1-50



18 Spencer St, Brooklyn,  
NY 11205  
info@TechScanusa.com  
TechScanusa.com  
(929) 486 9091



**TECHSCAN**  
Surveying As Builds and Geospatial Solutions

Elevations & Sections

Project number 0001

Date 26/01/2026

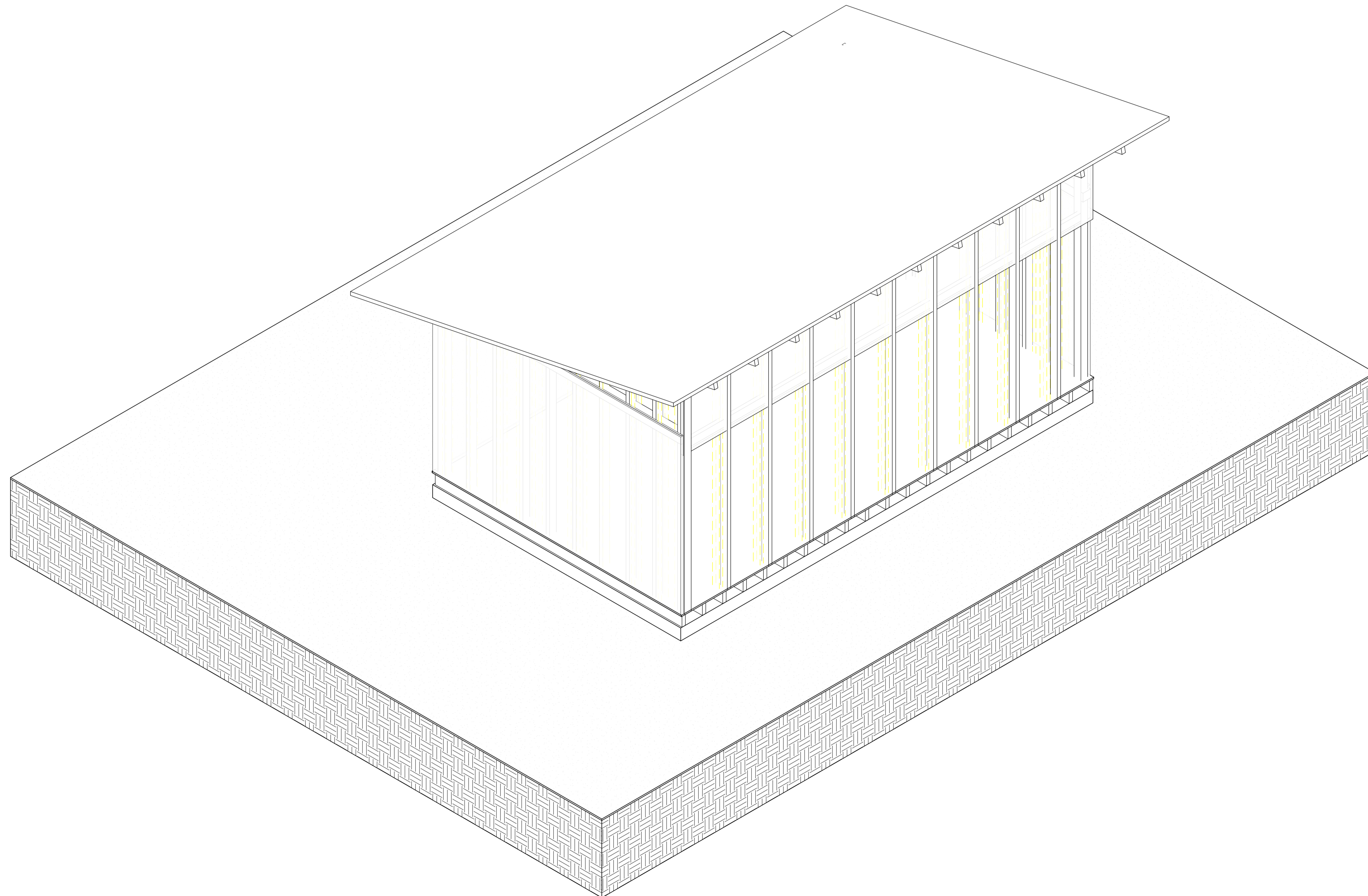
Checked by

A101

Scale 1-50



18 Spencer St, Brooklyn,  
NY 11205  
info@TechScanusa.com  
TechScanusa.com  
(929) 486 9091



1 3D G4 Copy.1  
A408



**TECHSCAN**  
Surveying As Builds and Geospatial Solutions

Elevations & Sections

Projet number 0001

Date 26/01/2026

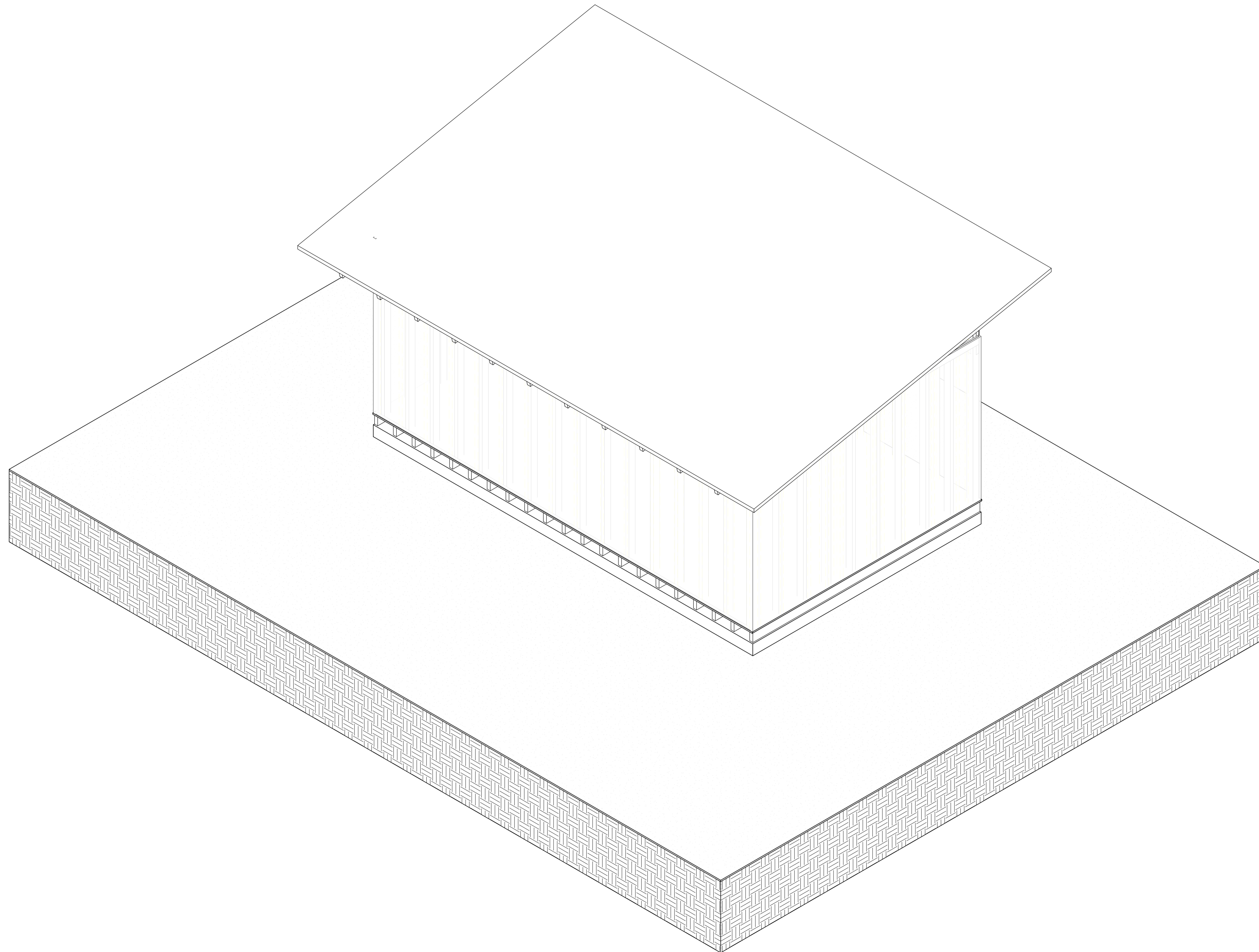
Checked by

A101

Scale 1-50



18 Spencer St, Brooklyn,  
NY 11205  
info@TechScanusa.com  
TechScanusa.com  
(929) 486 9091



1  
A409 3D G4 Copy 1 Copy 1



**TECHSCAN**  
Surveying As Builds and Geospatial Solutions

Elevations & Sections

Project number 0001

Date 26/01/2026

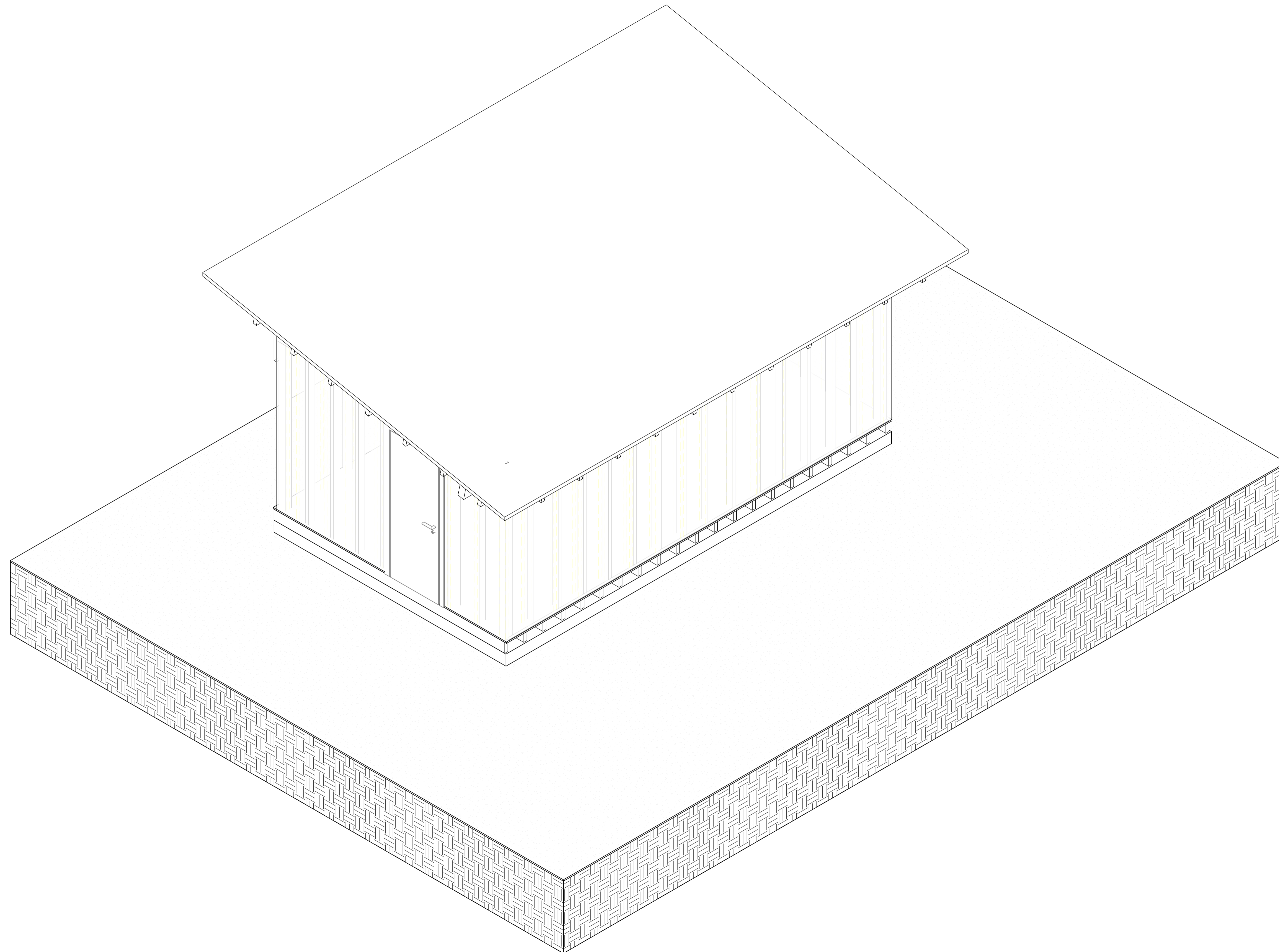
Checked by

A101

Scale 1-50



18 Spencer St, Brooklyn,  
NY 11205  
info@TechScanusa.com  
TechScanusa.com  
(929) 486 9091



1 3D G4 Copy 1 Copy 1 Copy 1  
A101



**TECHSCAN**  
Surveying As Builds and Geospatial Solutions

Elevations & Sections

Project number 0001

Date 26/01/2026

Checked by

A101

Scale 1-50



18 Spencer St, Brooklyn,  
NY 11205

info@TechScanusa.com

TechScanusa.com

(929) 486 9091