

AS-BUILT DOCUMENTATION 1225 Briscoe Rd, Swan Lake, NY 12783 UNIT 43-44-45

THESE DOCUMENTS ARE THE PROPERTY OF THE DESIGNER AND SHALL NOT BE COPIED OR REPRODUCED WITHOUT WRITTEN APPROVAL OF THE DESIGNER.

CONTRACTOR SHALL VERIFY FIELD CONDITIONS AND DIMENSIONS PRIOR TO PROCEEDING WITH ANY MINOR WORK.

ANY DISCREPANCIES NOTED IN THESE DRAWINGS SHALL BE REPORTED TO THE DEVELOPER AND DESIGNER. DO NOT SCALE DRAWINGS. WRITTEN DIMENSIONS SHALL GOVERN.

ALL DIMENSIONS ARE TO FACE OF STUD OR EXISTING FRAMING UNLESS OTHERWISE NOTED. EXISTING ROOF/TRUSS CONDITIONS TO BE VERIFIED; ANY MINOR ADJUSTMENTS SHALL BE REVIEWED AS REQUIRED.

ANY SUBSTITUTIONS SHALL BE APPROVED BY THE BUILDING OFFICIAL PRIOR TO INSTALLATION. EXISTING ELECTRICAL AND MECHANICAL EQUIPMENT MAY REQUIRE MINOR ADJUSTMENTS DUE TO FIELD CONDITIONS; VERIFY PRIOR TO WORK.

PROVIDE DAMP-PROOFING REPAIRS AS NEEDED AT FOUNDATION AREAS.

REVIEW AND DISTRIBUTION OF PRODUCT SUBMITTALS SHALL BE COORDINATED BY THE CONTRACTOR AS APPLICABLE TO THE SCOPE OF WORK.

ANY FIELD ADJUSTMENTS SHALL BE REVIEWED PRIOR TO IMPLEMENTATION.

CONTRACTOR SHALL BE RESPONSIBLE FOR ALL WORK PERFORMED, INCLUDING COORDINATION OF TRADES. CONTRACTOR SHALL VERIFY EXISTING SITE AND SOIL CONDITIONS AS APPLICABLE TO THE SCOPE OF WORK.

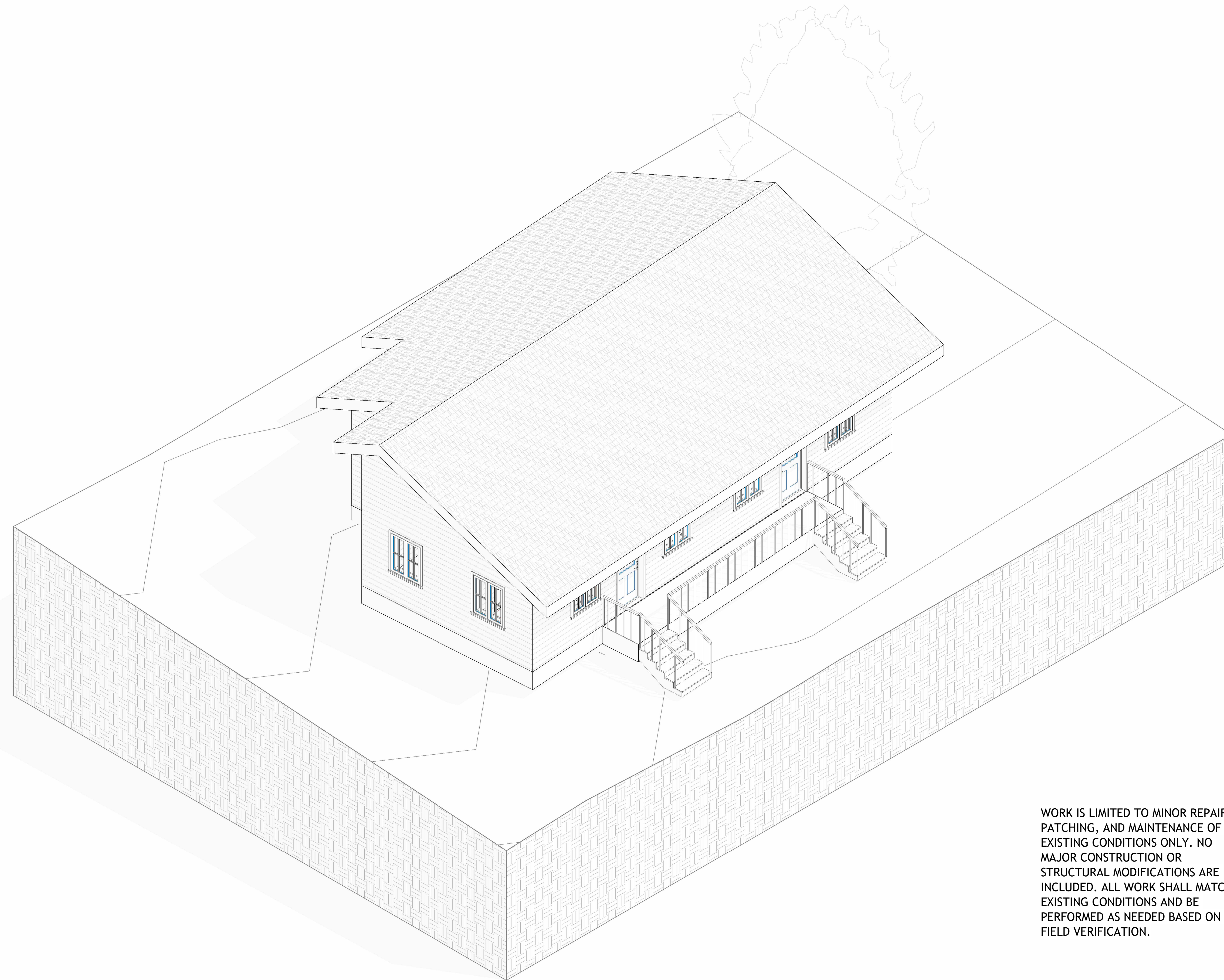
ALL WORK SHALL COMPLY WITH APPLICABLE LOCAL CODES AND REGULATIONS.

VERIFY EXISTING BEDROOM WINDOWS MEET EGRESS REQUIREMENTS; PROVIDE ADJUSTMENTS IF REQUIRED.

Working_Sheet List			
Sheet Number	Sheet Name	Sheet Sort	Sheet Group
A000	Cover	000	General
A001	Cover	000	General
A002	Cover	000	General
A101	Architectural Floor Plans	070	Architectural
A101-1	Architectural Floor Plans	070	Architectural
A102	Architectural Floor Plans	070	Architectural
A103	Architectural Floor Plans	070	Architectural
A104	Architectural Floor Plans	070	Architectural
A105	Architectural Floor Plans	070	Architectural
A401	Architectural Enlarged Views	070	Architectural
A402	Architectural Enlarged Views	070	Architectural
A403	Architectural Enlarged Views	070	Architectural
A404	Architectural Enlarged Views	070	Architectural
A405	Architectural Enlarged Views	070	Architectural
A408	Architectural Enlarged Views	070	Architectural
A409	Architectural Enlarged Views	070	Architectural
A410	Architectural Enlarged Views	070	Architectural
A411	Architectural Enlarged Views	070	Architectural
A412	Architectural Enlarged Views	070	Architectural
A413	Architectural Enlarged Views	070	Architectural
A414	Architectural Enlarged Views	070	Architectural
A418	Architectural Enlarged Views	070	Architectural
A419	Architectural Enlarged Views	070	Architectural

Level Schedule					
Name	Elevation Base	Elevation	Structural	Story Above	Workset
L1	Project Base Point	-14' - 10"	No	Default	
L1F	Project Base Point	-3' - 1"	No	Default	
L1 41-42	Project Base Point	0' - 4"	No	Default	
L1 43-45	Project Base Point	0' - 1"	No	Default	
L1E	Project Base Point	4' - 10"	No	Default	
L2 43-45	Project Base Point	9' - 1"	No	Default	
L2 41-42	Project Base Point	14' - 8"	No	Default	
L3A	Project Base Point	15' - 11"	No	Default	
L3 43-45 roof	Project Base Point	16' - 2"	No	Default	
L1B	Project Base Point	18' - 11"	No	Default	
L3 41-42	Project Base Point	22' - 8"	No	Default	
L2A	Project Base Point	25' - 2"	No	Default	
L3A	Project Base Point	33' - 10"	No	Default	
L3B	Project Base Point	36' - 6"	No	Default	
LR	Project Base Point	50' - 8"	No	Default	

Room Finish Schedule					
Room Number	Room Name	Area	Level	Count	Comments
169	Living Room	81 ft ²	L1 43-45	1	
170	Bathroom	34 ft ²	L1 43-45	1	
171	Laundry	21 ft ²	L1 43-45	1	
172	Kitchen	52 ft ²	L1 43-45	1	
173	Bed room	71 ft ²	L1 43-45	1	
174	Bed room	67 ft ²	L1 43-45	1	
175	Closet	Not Placed	Not Placed	1	
176	Closet	Not Placed	Not Placed	1	
177	Bed room	71 ft ²	L1 43-45	1	
179	Bathroom	34 ft ²	L1 43-45	1	
180	Living room	81 ft ²	L1 43-45	1	
181	Closet	Not Placed	Not Placed	1	
182	Bed room	67 ft ²	L1 43-45	1	
183	Kitchen	52 ft ²	L1 43-45	1	
184	Laundry	21 ft ²	L1 43-45	1	
193	Bed room	71 ft ²	L1 43-45	1	
194	Bed room	77 ft ²	L1 43-45	1	
195	Bathroom	38 ft ²	L1 43-45	1	
196	Kitchen	59 ft ²	L1 43-45	1	
197	Circulation area	64 ft ²	L1 43-45	1	
198	Closet	8 ft ²	L1 43-45	1	
199	Closet	10 ft ²	L1 43-45	1	
200	Room Name	5 ft ²	L1 43-45	1	
201	Room Name	5 ft ²	L1 43-45	1	
202	Closet	5 ft ²	L1 43-45	1	
203	Closet	5 ft ²	L1 43-45	1	



WORK IS LIMITED TO MINOR REPAIRS, PATCHING, AND MAINTENANCE OF EXISTING CONDITIONS ONLY. NO MAJOR CONSTRUCTION OR STRUCTURAL MODIFICATIONS ARE INCLUDED. ALL WORK SHALL MATCH EXISTING CONDITIONS AND BE PERFORMED AS NEEDED BASED ON FIELD VERIFICATION.

1 UNIT E 43-44-45 Cover

Site views



TECHSCAN
Surveying As Builds and Geospatial Solutions

1225 Briscoe Rd, Swan Lake, NY 12783

Cover

Project number 001

Date Issue Date

Checked by Checker

A000

Scale



18 Spencer St, Brooklyn, NY 11205
info@TechScanusa.com
TechScanusa.com
(929) 486 9091

AS-BUILT DOCUMENTATION

Symbols Legend

General

	Section Head
	Centertline
	Section Head - Triangle
	Interior Elevation Marker
	Elevation Marker
	Room Tag
	Grid Head
	Elevation Marker
	North Marker
	Revision tag
	Section Head
	Section Head
	Section tail
	Spot elevation
	View reference
	View title
	Windows tag

Note:

Although every attempt has been made to ensure the quality and accuracy of these asbuilt drawings, prior to the commencement of any office or fieldwork these as built drawings must be field verified for any discrepancies. Asbuilt Professionals must be notified within 30 days of the date of delivery in writing as to any discrepancies. The discovery of any discrepancies after 30 days or after the commencement of any office or fieldwork is the full responsibility of the client to remedy.

Reflected Ceiling Plan

	Exhaust vent		Track light or vanity light
	Ceiling mounted light fixture		Wall-mounted light fixture
	Ceiling mounted directional light		Emergency exit sign
	Recessed can light		Emergency exit light
	Eyeball or small can light		Emergency exit light w/ sign
	Pendant light		Lighted stair sign
	Individual floor, lay-in fixture 4 bulb		Flood light
	Individual floor, hanging fixture 2 bulb		Photo cell
	Individual floor, flush mount fixture 4 bulb		Ceiling fan
	Camera		Ceiling fan w/ light kit
	Motion det.		Ceiling height and trim 7'-2" above floor below with 6" crown moulding. Note: all ceilings not labeled are plaster. Ceilings shown with a grid are lay in acoustical tile.
	Supply vent		Junction box
	Return vent		
	Spaker		

Fire protection

	Fire extinguisher
	Fire pull
	Fire alarm (horn/strobe)
	Smoke detector
	Smoke alarm speaker
	Sprinkler head ceiling mount
	Sprinkler head wall mount

MISC

	Bollard
	Spot elevation

Electric

	Data outlet		Basic switch
	Telephone jack		Occupancy sensor switch
	Electric switch		Dimmer switch
	Cable television outlet		Double pole switch
	Duplex receptacle outlet		Three-way switch
	Special purpose connection or outlet		Four-way switch
	Quadruplex receptacle outlet		Emergency switch
	Floor duplex receptacle outlet		Timmer switch
	Electric panel		GFCI receptacle
	Electric meter		Weatherptoof receptacle
	Button switch		USB receptacle
	Disconnect switch		Wireless access point (WAP)
	Ground/floor light		Transformer
	Key pad		

MEP

	Thermostat		HVAC duct
	Floor drain		Rectangular duct
	Valve		Round duct
	Hose bib		Flexible duct
	Water supply		Duct shaft
	Suspended gas heater		Air Conditioning Unit



TECHSCAN
Surveying As Builds and Geospatial Solutions

1225 Briscoe Rd, Swan Lake, NY 12783

Cover

Project number 001

Date Issue Date

Checked by Checker

A001

Scale 1 : 50



18 Spencer St, Brooklyn, NY 11205

info@TechScanusa.com

TechScanusa.com

(929) 486 9091

AS-BUILT DOCUMENTATION

GENERAL NOTES

ALL WORK SHALL COMPLY WITH APPLICABLE PORTIONS OF THE 2020 NEW YORK STATE BUILDING CODE AND ENERGY CONSERVATION CODE, WITH AMENDMENTS, AS RELATED TO THE LIMITED SCOPE OF WORK.

CONTRACTOR SHALL VISIT THE SITE AND VERIFY EXISTING CONDITIONS PRIOR TO PERFORMING ANY MINOR WORK. ANY DISCREPANCIES SHALL BE REPORTED PRIOR TO PROCEEDING.

PLANS ARE DIAGRAMMATIC AND INTENDED AS A GENERAL GUIDE FOR THE SCOPE OF WORK. DO NOT SCALE DRAWINGS.

WORK SHALL BE LIMITED TO PROVIDING MATERIALS AND LABOR NECESSARY FOR MINOR REPAIRS, PATCHING, AND ADJUSTMENTS AS INDICATED.

DRAWINGS REPRESENT INTENDED RESULTS; MINOR FIELD ADJUSTMENTS MAY BE MADE AS REQUIRED TO MATCH EXISTING CONDITIONS.

ANY UNCLEAR ITEMS SHALL BE CLARIFIED PRIOR TO PROCEEDING WITH WORK.

CONTRACTOR SHALL COORDINATE AND PERFORM WORK IN A NEAT AND WORKMANLIKE MANNER.

CONTRACTOR SHALL OBTAIN REQUIRED PERMITS AND INSPECTIONS AS APPLICABLE TO THE SCOPE OF WORK.

CONTRACTOR SHALL MAINTAIN APPROPRIATE INSURANCE COVERAGE.

DESIGN CRITERIA

DESIGN CRITERIA [OTHER THAN TABLE R301.2(1)]
 SOIL BEARING CAPACITY – 2000 PSF MIN
 SLOPES ASSUMED LESS THAN 8%
 FOOTINGS ASSUMED NOT ADJACENT TO SLOPES
 WIND EXPOSURE CATEGORY – C
 ROOF LIVE LOAD – SNOW ZONE
 ROOF LIVE LOAD (301.6) – 16 PSF
 ROOF DEAD LOAD – 10 PSF
 FLOOR LIVE LOAD – 40 PSF
 FLOOR DEAD LOAD – 10 PSF
 SLEEPING ROOM LIVE LOAD – 30 PSF
 SLEEPING ROOM DEAD LOAD – 10 PSF
 ATTIC WITH STORAGE – 20 PSF
 EXTERIOR DECK – 40 PSF
 STAIRS – 40 PSF

ENERGY CRITERIA

1. ENERGY CODE CRITERIA

- RESCHECK CALCULATION AND COMPLIANCE CERTIFICATE ATTACHED WITH THESE DRAWINGS.
- DESIGN ASSUMES GARAGE AND BASEMENT ARE UNHEATED.
- RAISED RAFTER HEEL DOES NOT APPLY.

- ZONE 5 (SULLIVAN COUNTY)

- HEATING DEGREE DAYS 5750
- WINTER DESIGN TEMPERATURE 6 F
- SUMMER DRY BULB 83 F
- SUMMER WET BULB 73 F

- GLAZING U-FACTOR 0.32
- MAXIMUM GLAZING 15 % (GROSS AREA)

AS A LEVEL 3 ALTERATION, THIS PROJECT WILL COMPLY WITH [NY] N1109.1.1 (R503.1.1) BUILDING ENVELOPE, EXCEPTION 2:

EXISTING CEILING, WALL OR FLOOR CAVITIES EXPOSED DURING CONSTRUCTION SHALL NOT BE REQUIRED TO COMPLY. THESE CAVITIES TO BE FILLED WITH R-3/INCH INSULATION TO CAPACITY.

AIR LEAKAGE

THE BUILDING THERMAL ENVELOPE SHALL BE CONSTRUCTED TO LIMIT AIR LEAKAGE IN ACCORDANCE WITH THE REQUIREMENTS OF SECTIONS R402.4.1 THROUGH R402.4.4 OF THE 2015 IECC.

DUCTS

DUCTS AND AIR HANDLERS SHALL BE IN ACCORDANCE WITH SECTIONS R403.3.1 THROUGH R403.3.5 OF THE 2015 IECC.

SITE WORK NOTES

ANY LIMITED EXCAVATION WORK SHALL BE PERFORMED WITH APPROPRIATE MEASURES TO CONTROL WATER AND MAINTAIN EXISTING SOIL CONDITIONS.

EXCAVATION, WHERE REQUIRED FOR MINOR REPAIRS OR ADJUSTMENTS, SHALL BE LIMITED IN EXTENT AND DEPTH, AND PERFORMED IN ACCORDANCE WITH APPLICABLE SAFETY REQUIREMENTS.

BACKFILL, WHERE REQUIRED, SHALL BE PLACED AND COMPACTED AS NECESSARY TO RESTORE EXISTING CONDITIONS.

ALL FILL MATERIAL SHALL BE CLEAN AND SUITABLE FOR THE INTENDED USE.

TEMPORARY EROSION CONTROL MEASURES SHALL BE PROVIDED AS NEEDED TO PROTECT EXISTING SITE CONDITIONS.

CONCRETE NOTES

ANY LIMITED CONCRETE WORK SHALL COMPLY WITH APPLICABLE INDUSTRY STANDARDS, INCLUDING ACI AND ASTM, AS RELATED TO THE SCOPE OF MINOR REPAIRS.

CONCRETE MATERIALS USED FOR PATCHING AND SMALL REPAIRS SHALL BE STANDARD READY-MIX OR APPROVED EQUIVALENT.

REINFORCEMENT, WHERE REQUIRED FOR LOCALIZED REPAIRS, SHALL MATCH EXISTING CONDITIONS.

PLACEMENT AND FINISHING OF CONCRETE SHALL BE PERFORMED USING STANDARD PRACTICES APPROPRIATE FOR SMALL-SCALE WORK.

EXTERIOR WALKING SURFACES, WHERE REPAIRED, SHALL RECEIVE A FINISH CONSISTENT WITH EXISTING CONDITIONS.

PROPER CURING METHODS SHALL BE USED AS NEEDED TO PROTECT REPAIRED AREAS.

CONCRETE NOTES

UNIT WT 150 PCF (NORMAL WEIGHT)

COMPRESSIVE STRENGTH 3500 PSI @ 28 DAYS

CEMENT TYPE II, ASTM C-150

COURSE AGGREGATE 3/8" MAX, ASTM C-33

SLUMP 5 ± 1, ASTM C-143

WATER CEMENT RATIO LESS THAN OR EQUAL TO 0.50

CURING LIQUID MEMBRANE (ASTM C-309, TYPE II, CLASS A)

FINISH STEEL TROWEL

NOTE:

UNLESS OTHERWISE NOTED, ALL DIMENSIONS ARE FROM ROUGH MATERIAL TO ROUGH MATERIAL AND ARE APPROXIMATE. MINOR MODIFICATIONS MAY BE NECESSARY AND ARE INCLUDED AS PART OF THIS WORK.

MASONRY NOTES

DESIGN AND CONSTRUCTION OF ALL MASONRY WORK SHALL CONFORM TO ACI 530 AND 530.1 STANDARDS "BUILDING CODE REQUIREMENTS FOR MASONRY STRUCTURES", AND "SPECIFICATIONS FOR MASONRY STRUCTURES."

CONCRETE MASONRY UNITS SHALL BE NORMAL WEIGHT HOLLOW LOAD BEARING UNITS CONFORMING TO ASTM C90 "HOLLOW LOAD-BEARING CONCRETE MASONRY UNITS", LATEST EDITION. COMPRESSIVE STRENGTH OF MASONRY SHALL NOT BE LESS THAN 2000 PSI. COLOR AND FINISH AS INDICATED, SUBJECT TO APPROVAL BY OWNER.

MORTAR SHALL CONFORM TO ASTM C270 "MORTAR FOR UNIT MASONRY" TYPE M OR S.

GROUT SHALL CONFORM TO ASTM C476 "GROUT FOR REINFORCED AND NONREINFORCED MASONRY". ALL CELLS SHALL BE FILLED SOLID WITH GROUT AT REINFORCING.

ALL MASONRY SHALL BE CONSTRUCTED IN RUNNING BOND.

HORIZONTAL JOINT REINFORCING SHALL BE STANDARD WEIGHT LADDER TYPE (2- NO.9 GAGE SIDE RODS) SPACED VERTICALLY AS INDICATED, DUR-O-WALL OR EQUAL.

WOOD NOTES

EXISTING FRAMING MATERIALS SHALL REMAIN UNLESS MINOR REPAIRS OR REPLACEMENTS ARE REQUIRED TO MATCH EXISTING CONDITIONS.

ANY LIMITED FRAMING REPAIRS SHALL BE FASTENED USING STANDARD PRACTICES CONSISTENT WITH EXISTING CONSTRUCTION.

FIREBLOCKING SHALL BE MAINTAINED OR LOCALLY REPAIRED WHERE DISTURBED BY THE SCOPE OF WORK.

EXISTING RAFTERS AND JOISTS SHALL REMAIN; PROVIDE LOCALIZED SUPPORT OR ADJUSTMENTS ONLY IF REQUIRED DUE TO MINOR REPAIRS.

ADDITIONAL BLOCKING OR BRACING MAY BE PROVIDED AS NEEDED TO MAINTAIN EXISTING CONDITIONS.

EXISTING OPENINGS IN ROOF OR CEILING FRAMING SHALL REMAIN; ANY MINOR ADJUSTMENTS SHALL MATCH EXISTING FRAMING.

ENGINEERED WOOD MEMBERS, WHERE PRESENT, SHALL REMAIN; ANY REPAIRS SHALL MATCH EXISTING CONDITIONS.

ROOF OR FLOOR TRUSSES, WHERE PRESENT, SHALL REMAIN; ANY MINOR REPAIRS SHALL BE VERIFIED AS REQUIRED.

PROVIDE LOCALIZED BRACING WHERE NECESSARY TO SUPPORT REPAIRED AREAS.

EXISTING SUPPORT CONDITIONS SHALL BE MAINTAINED; ANY REPAIRS SHALL MATCH EXISTING.

PROVIDE ADDITIONAL SUPPORT ONLY WHERE REQUIRED FOR LIMITED REPAIRS.

METAL CONNECTORS, WHERE REPLACED, SHALL MATCH EXISTING OR APPROVED EQUIVALENT.

PROVIDE RAFTER TIES OR CONNECTION ADJUSTMENTS ONLY WHERE REQUIRED FOR MINOR REPAIRS.

ROOFING NOTES

EXISTING ROOF SHINGLES SHALL REMAIN; PROVIDE LOCALIZED REPAIRS OR REPLACEMENT OF DAMAGED SHINGLES AS NEEDED TO MATCH EXISTING.

ROOF UNDERLAYMENT SHALL BE REPAIRED OR REPLACED ONLY IN AREAS WHERE DISTURBED OR DAMAGED, CONSISTENT WITH EXISTING CONDITIONS.

ICE PROTECTION SHALL BE MAINTAINED; PROVIDE LOCALIZED REPAIRS WHERE REQUIRED.

EXISTING CRICKETS AND SADDLES SHALL REMAIN; REPAIR OR ADJUST AS NEEDED TO MAINTAIN PROPER DRAINAGE.

EXISTING SIDEWALL FLASHING SHALL REMAIN; PROVIDE MINOR REPAIRS OR REPLACEMENT WHERE DETERIORATED.

OTHER FLASHING (VENTS, PIPES, CHIMNEYS) SHALL REMAIN; PROVIDE LOCALIZED REPAIRS AS NEEDED TO MAINTAIN WEATHER TIGHTNESS.

FINISHES

ALL GYPSUM BOARD TO BE OF TYPE AND THICKNESS SHOWN; TAPED, SPACKLED 3 COATS, AND SANDED TO A SMOOTH FINISH.

WALLS & CEILINGS, U.O.N.: 1/2"

GARAGE CEILING: 5/8" TYPE 'X' FIRE RATED

GARAGE WALLS: 5/8" TYPE 'X' FIRE RATED

UNDER STAIR PROTECTION: 1/2"

BATHROOM WALLS: 1/2" MOISTURE RESIST

ALL GYPSUM BOARD SHALL BE SCREW APPLIED IN ACCORDANCE WITH MANUFACTURERS SPECIFICATIONS. CONTRACTOR HAS OPTION OF GLUING.

FINISHED CEILING AND WALLS SHALL RECEIVE MIN TWO COATS OF PAINT WITH FIRST COAT PRIMER, UNLESS OTHERWISE NOTED.

ALL PAINT USED SHALL BE INSTALLED IN ACCORDANCE WITH THE MANUFACTURERS SPECIFICATIONS FOR THAT PRODUCT.

VINYL SIDING SHALL BE INSTALLED PER MANUFACTURERS SPECIFICATION. FASTENERS SHALL BE ALUMINUM OR STAINLESS STEEL COATED AND NAILED AT 16" OC.

A BUILDING HOUSE WRAP SHALL BE USED UNDER VINYL SIDING. HOUSE WRAP SHALL LAP 6" ON HORIZONTAL JOINTS AND 2" ON VERTICAL JOINTS. INSTALL PER MANUFACTURERS SPECIFICATIONS.

GUTTER AND DOWN SPOUTS SHALL BE INSTALLED WITH POSITIVE DRAINAGE AWAY FROM STRUCTURE.

FINISHED GRADE AND DRIVEWAY SHALL PITCH AWAY FROM THE STRUCTURE SO THAT SURFACE WATER FLOWS AWAY FROM STRUCTURE.



TECHSCAN
 Surveying As Builds and Geospatial Solutions

1225 Briscoe Rd, Swan Lake, NY 12783

Cover

Project number 001

Date Issue Date

Checked by Checker

A002

Scale



18 Spencer St, Brooklyn, NY 11205

info@TechScanusa.com

TechScanusa.com

(929) 486 9091



TECHSCAN

Surveying As Builds and Geospatial Solutions

1225 Briscoe Rd, Swan Lake,
NY 12783

Architectural Floor Plans

Project number 001

Date Issue Date

Checked by Checker

A101

Scale 1 : 300



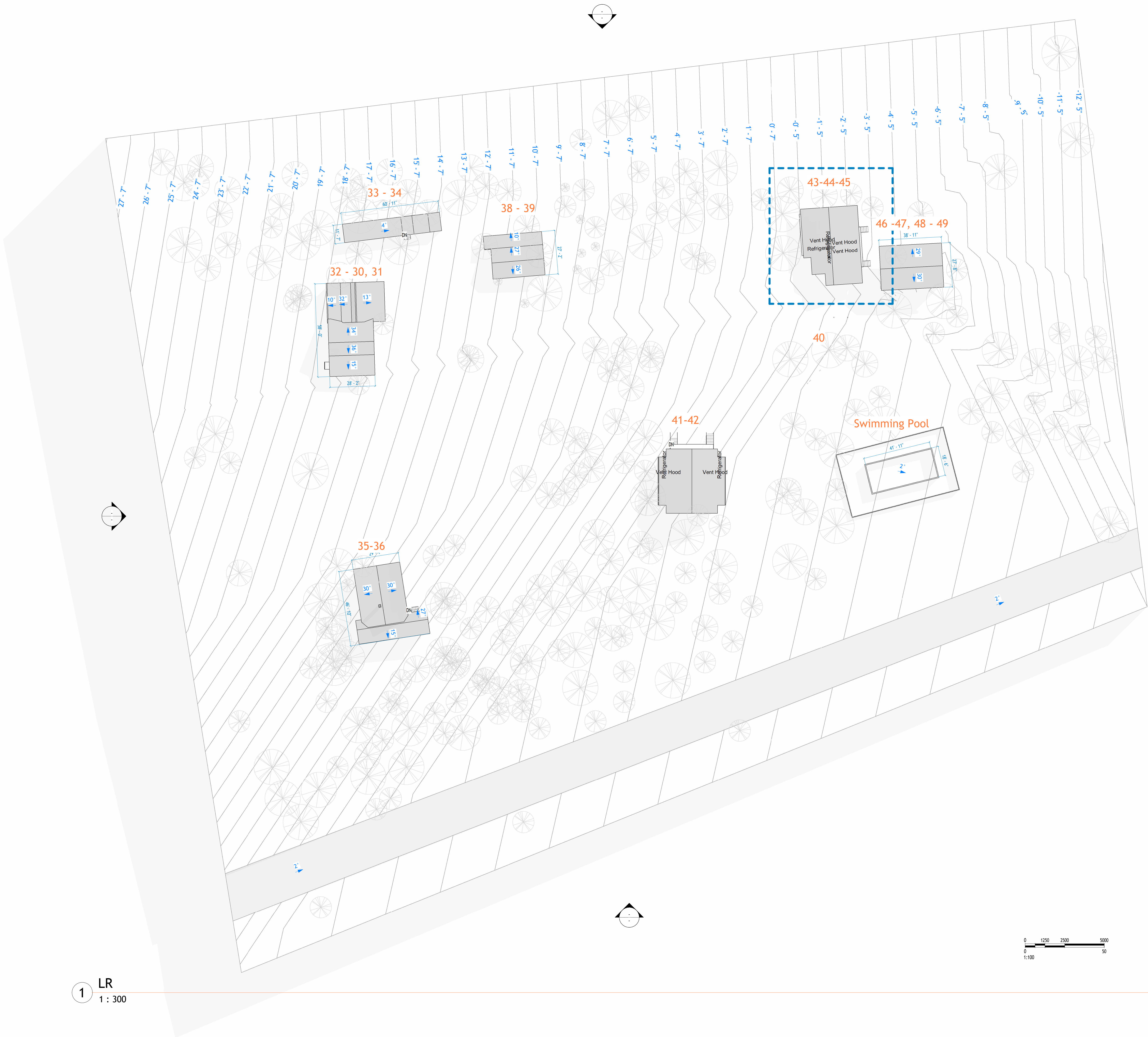
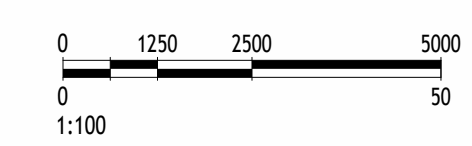
18 Spencer St, Brooklyn,
NY 11205

info@TechScanusa.com

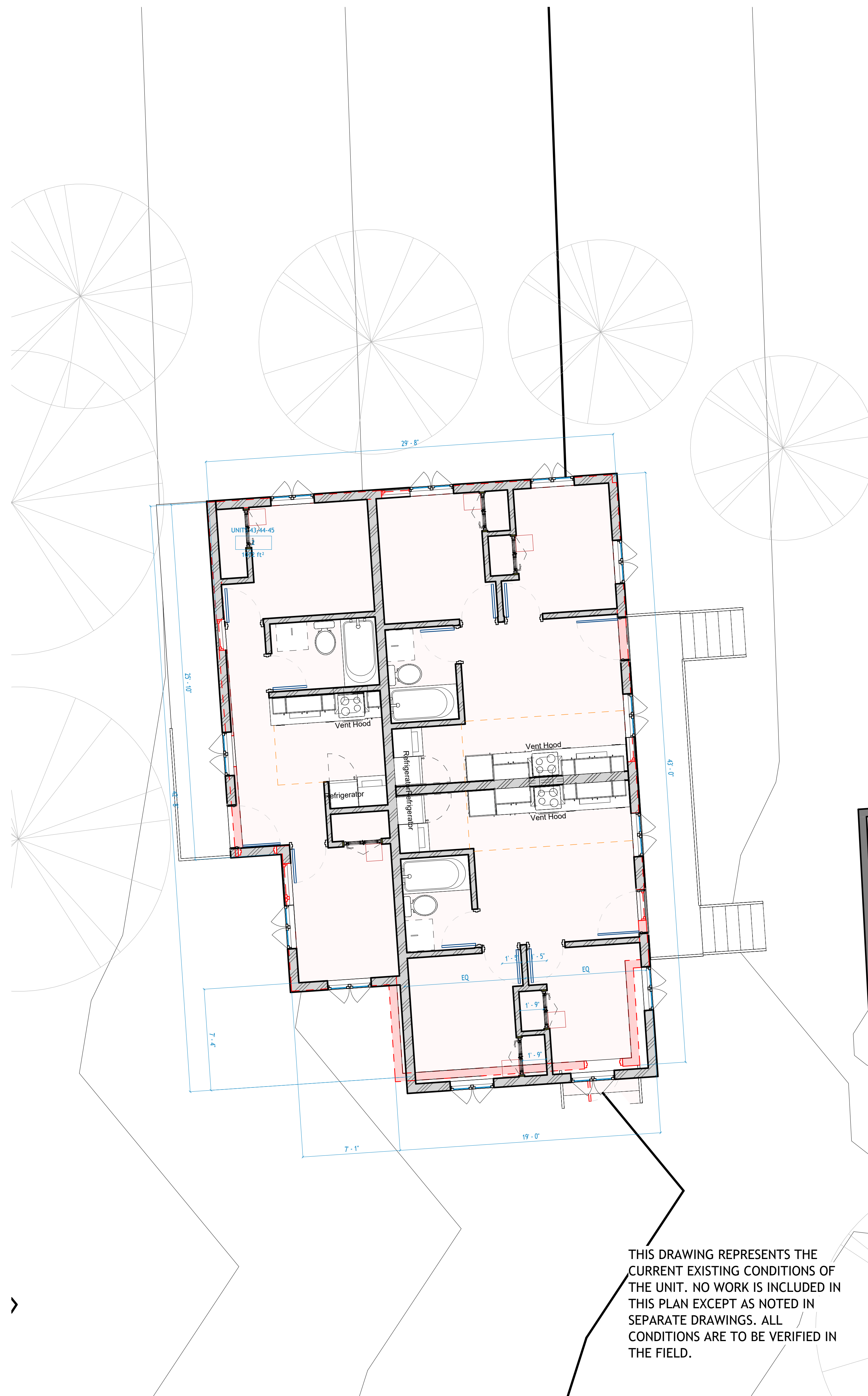
TechScanusa.com

(929) 486 9091

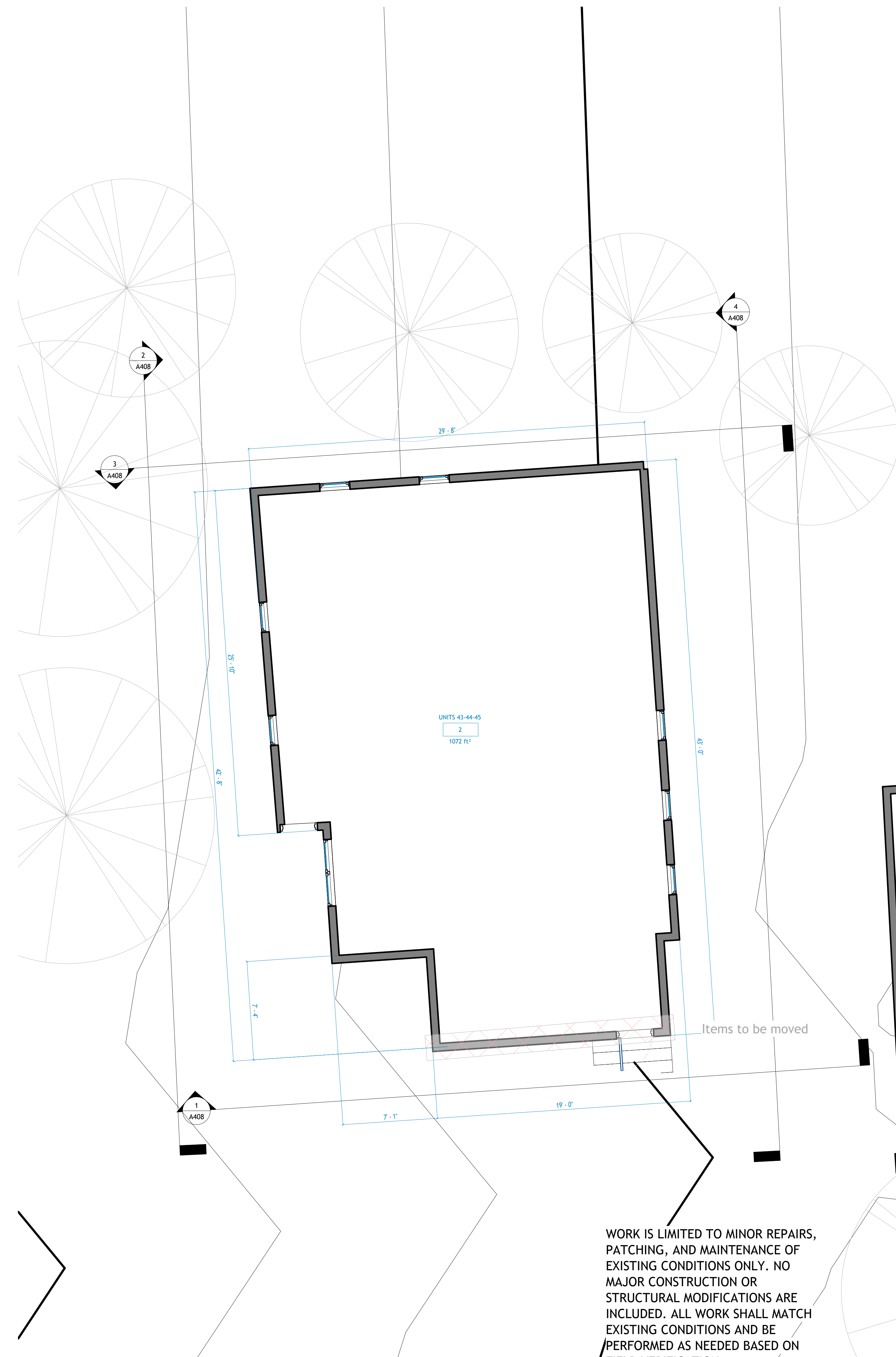
1 LR
1 : 300



Existing plan



1 L1 43-45 DEMO
1 : 50



2 L1 43-45 EXIST
1 : 50



TECHSCAN
Surveying As Builds and Geospatial Solutions

1225 Briscoe Rd, Swan Lake, NY 12783

Architectural Floor Plans

Project number 001

Date Issue Date

Checked by Checker

A101-1

Scale 1 : 50



18 Spencer St, Brooklyn, NY 11205

info@TechScanusa.com

TechScanusa.com

(929) 486 9091

Proposed plan



Door Schedule					
Mark	Door Size			Level	Hardware From Room: Number
	Width	Height	Thickness		
213	2'-6"	6'-7"	0'-2"	L1 43-45	169
214	2'-6"	6'-7"	0'-2"	L1 43-45	169
215	3'-0"	6'-8"	0'-1"	L1 43-45	177
216	2'-6"	6'-7"	0'-2"	L1 43-45	170
217	2'-6"	6'-7"	0'-2"	L1 43-45	177
218	2'-6"	6'-7"	0'-2"	L1 43-45	182
219	3'-0"	6'-8"	0'-1"	L1 43-45	180
220	2'-6"	6'-7"	0'-2"	L1 43-45	180
225	2'-9"	7'-7"		L1 43-45	174
226	2'-9"	7'-7"		L1 43-45	173
227	2'-9"	7'-7"		L1 43-45	200
228	2'-9"	7'-7"		L1 43-45	201
230	2'-6"	6'-7"	0'-2"	L1 43-45	197
231	2'-6"	6'-7"	0'-2"	L1 43-45	197
232	2'-9"	7'-7"		L1 43-45	193
233	3'-0"	6'-8"	0'-1"	L1 43-45	197
209	2'-6"	6'-7"	0'-2"	L1 43-45	197
210	2'-9"	7'-7"		L1 43-45	194

Window Schedule				
Type Mark	Size			Head Height
	Width	Height	Level	
46	3'-2"	3'-9"	L1 43-45	6'-8"
46	3'-2"	3'-9"	L1 43-45	6'-8"
46	3'-2"	3'-9"	L1 43-45	6'-8"
46	3'-2"	3'-9"	L1 43-45	6'-8"
46	3'-2"	3'-9"	L1 43-45	6'-8"
46	3'-2"	3'-9"	L1 43-45	6'-8"
46	3'-2"	3'-9"	L1 43-45	6'-8"
46	3'-2"	3'-9"	L1 43-45	6'-8"
46	3'-2"	3'-9"	L1 43-45	6'-8"
46	3'-2"	3'-9"	L1 43-45	6'-8"
46	3'-2"	3'-9"	L1 43-45	6'-8"



TECHSCAN
Surveying As Builds and Geospatial Solutions

1225 Briscoe Rd, Swan Lake, NY 12783

Architectural Floor Plans

Project number 001

Date Issue Date

Checked by Checker
A102

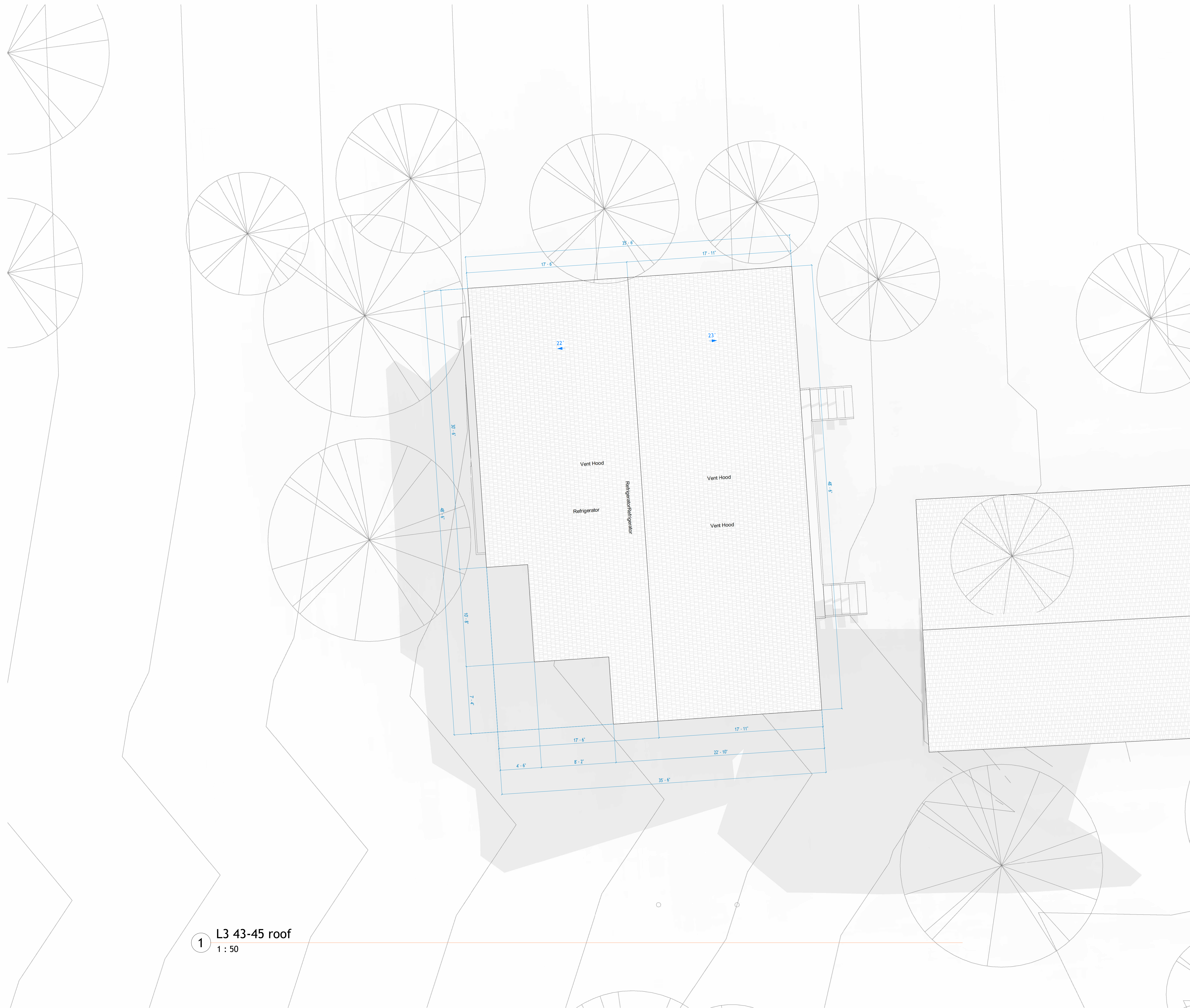
Scale 1 : 30



18 Spencer St, Brooklyn, NY 11205
info@TechScanusa.com
TechScanusa.com
(929) 486 9091

1 L1 43-45 NEW
1 : 30

Proposed plan



1 L3 43-45 roof
1 : 50



TECHSCAN
Surveying As Builds and Geospatial Solutions

1225 Briscoe Rd, Swan Lake,
NY 12783

Architectural Floor Plans

Project number 001

Date Issue Date

Checked by Checker

A103

Scale 1 : 50



18 Spencer St, Brooklyn,
NY 11205

info@TechScanusa.com

TechScanusa.com

(929) 486 9091

Proposed plan



ELECTRICAL NOTES

1. CONTRACTOR SHALL PROVIDE ALL LABOR, MATERIALS, INSURANCE, EQUIPMENT, INSTALLATION, CONSTRUCTION TOOLS, TRANSPORTATION, ETC., FOR A COMPLETE AND PROPERLY OPERATIVE SYSTEM ENERGIZED THROUGHOUT AND AS INDICATED ON DRAWINGS, AS SPECIFIED HEREIN AND/OR AS OTHERWISE REQUIRED.
2. ALL MATERIALS AND EQUIPMENT SHALL BE NEW AND IN PERFECT CONDITION WHEN INSTALLED AND OF THE SAME MANUFACTURER THROUGHOUT FOR EACH CLASS OR GROUP OF EQUIPMENT. MATERIALS SHALL BE LISTED AND APPROVED BY UNDERWRITER'S LABORATORIES (U.L.) AND SHALL BEAR THE INSPECTION LABEL "J" WHERE SUBJECT TO SUCH APPROVAL. MATERIALS SHALL MEET WITH APPROVAL OF ALL GOVERNING BODIES HAVING JURISDICTION AND SHALL BE MANUFACTURED IN ACCORDANCE WITH APPLICABLE STANDARDS ESTABLISHED BY ANSI, NEMA AND NFBU.
3. ALL CIRCUIT BREAKERS, FUSES AND ELECTRICAL EQUIPMENT SHALL HAVE AN INTERRUPTING RATING NOT LESS THAN THE MAXIMUM SHORT CIRCUIT CURRENT TO WHICH THEY MAY BE SUBJECTED, AND A MINIMUM OF 10,000 A.I.C.
4. METER SOCKETS AMPERES, VOLTAGE AND NUMBER OF PHASES SHALL BE NOTED AND SHALL BE MANUFACTURED BY SQUARE "D" COMPANY, SANGAMO OR APPROVED EQUAL. METER SOCKET SHALL BE APPROVED BY UTILITY COMPANY PRIOR TO INSTALLATION.
5. WIRE AND CABLE CONDUCTORS SHALL BE COPPER WITH TYPE THHN INSULATION UNLESS SPECIFICALLY NOTED OTHERWISE.
6. SERVICE CONDUCTORS MAY BE COPPER OR ALUMINUM.
7. EACH CONDUCTOR OF EVERY SYSTEM SHALL BE PERMANENTLY TAGGED IN EACH PANEL BOARD.
8. THE ENTIRE ELECTRICAL INSTALLATION SHALL BE GROUNDED AS REQUIRED BY ALL APPLICABLE CODES.



TECHSCAN
Surveying As Builds and Geospatial Solutions

1225 Briscoe Rd, Swan Lake,
NY 12783

Architectural Floor Plans

Project number 001

Date Issue Date

Checked by Checker

A104

Scale 1 : 30

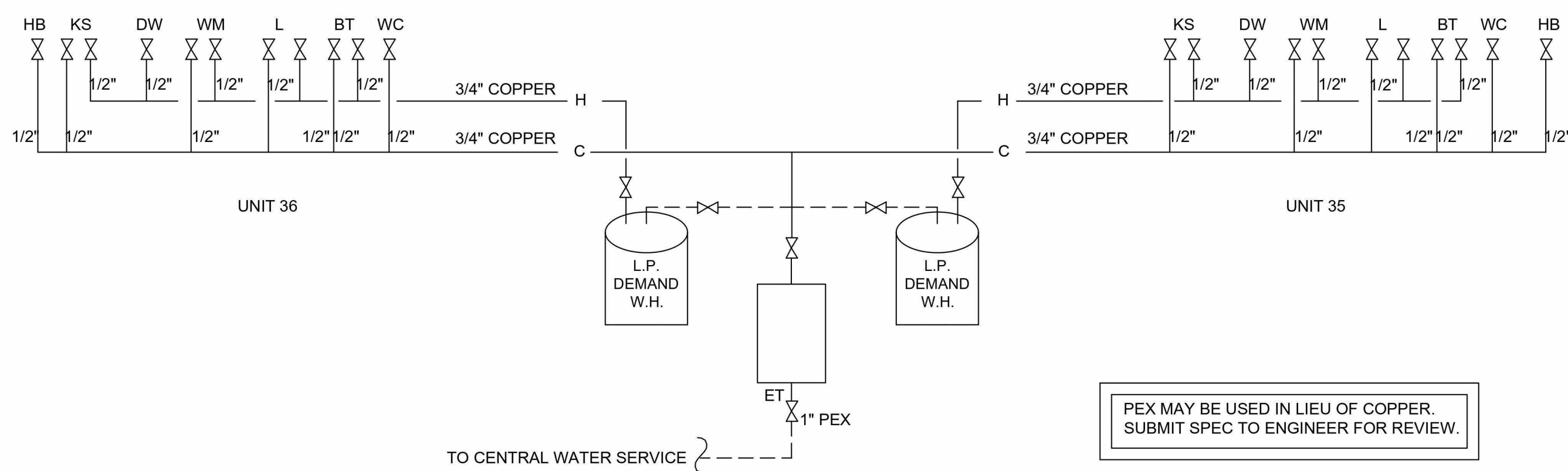


18 Spencer St, Brooklyn,
NY 11205

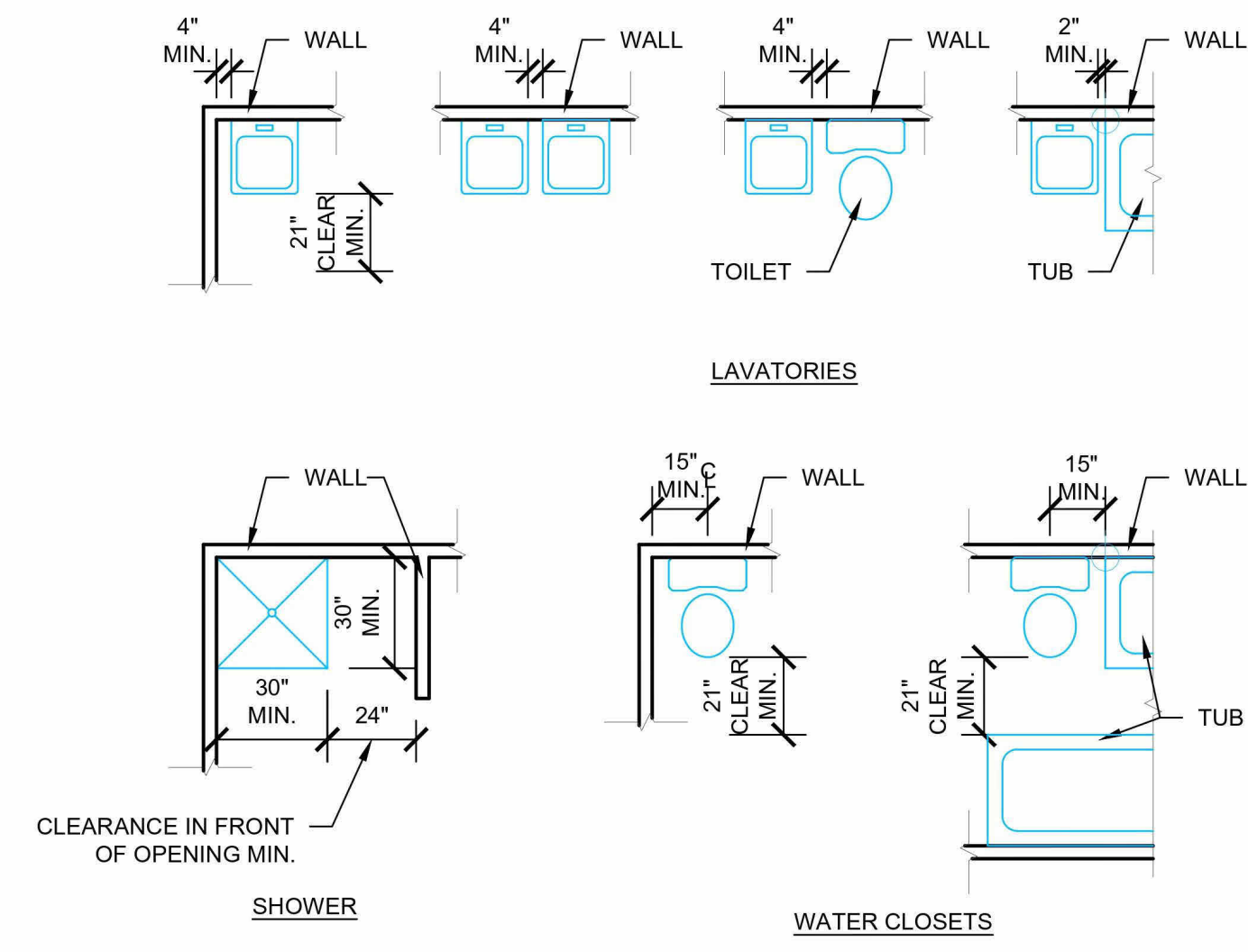
info@TechScanusa.com

TechScanusa.com

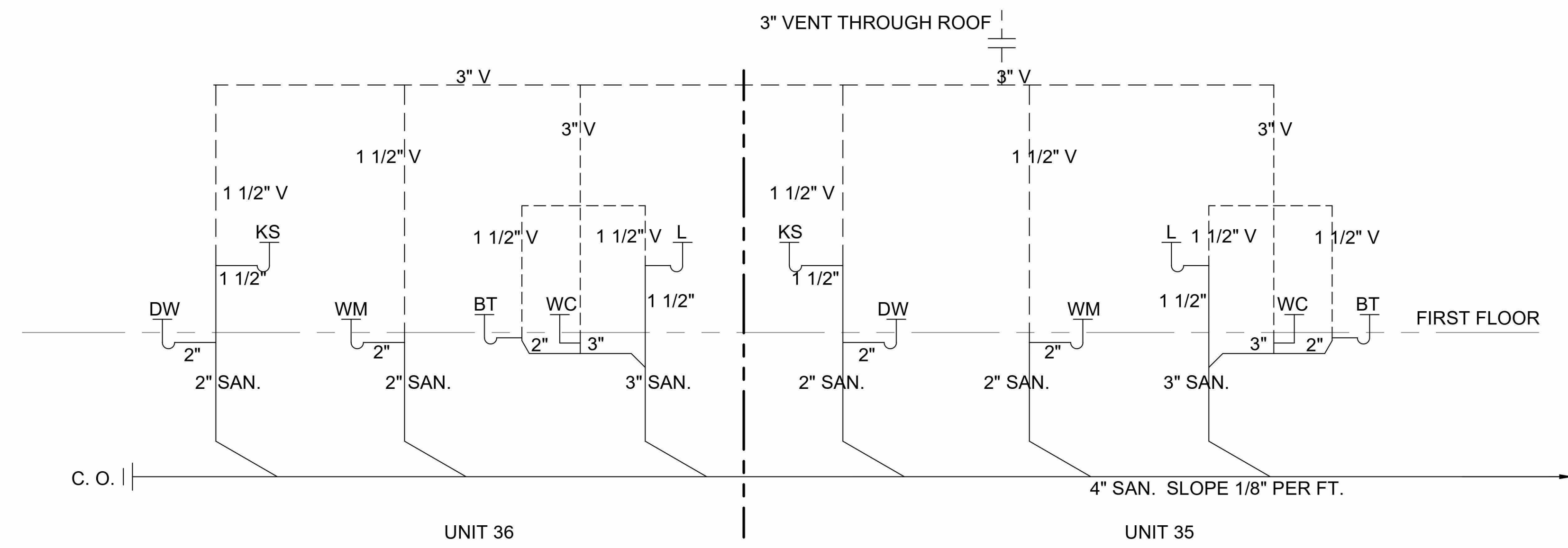
(929) 486 9091



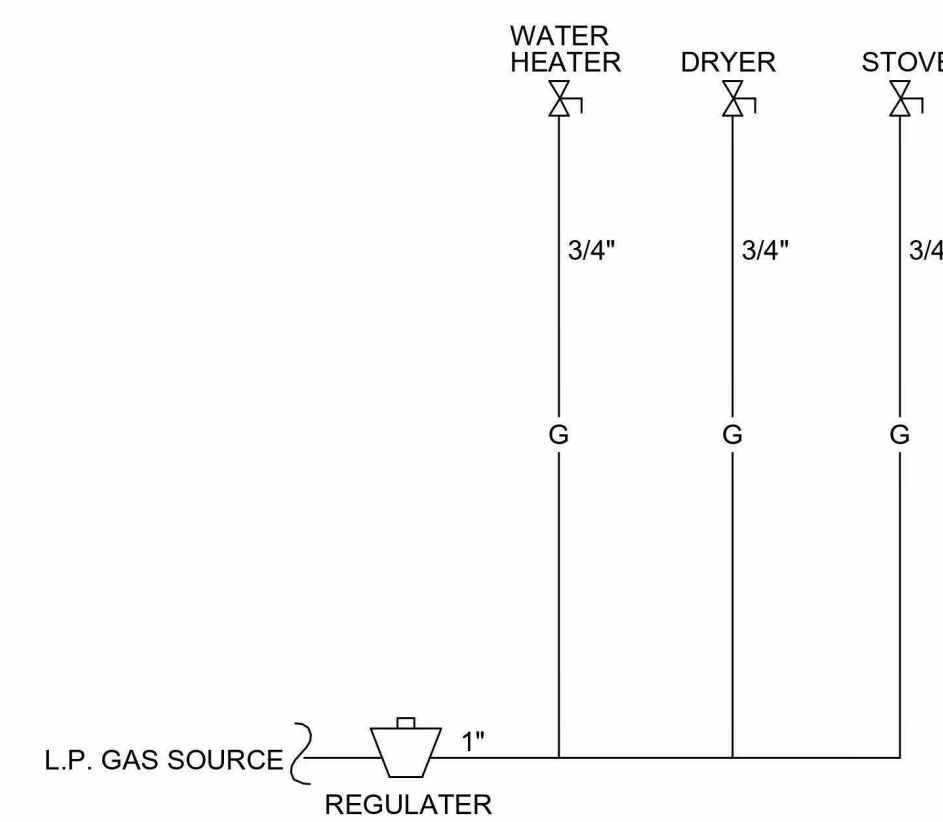
DOMESTIC WATER SCHEMATIC
SCALE: N. T. S.



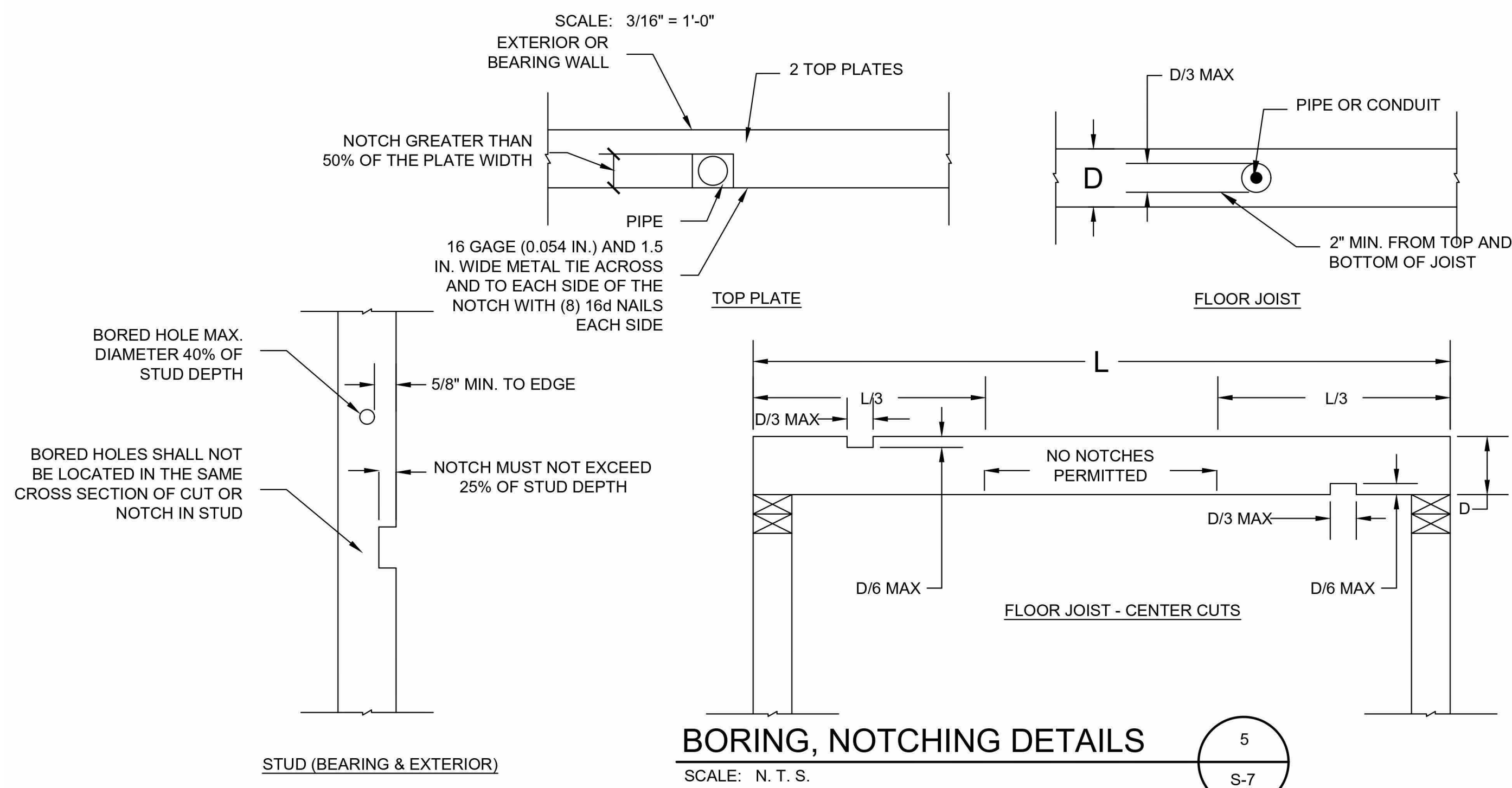
MINIMUM FIXTURE CLEARANCES



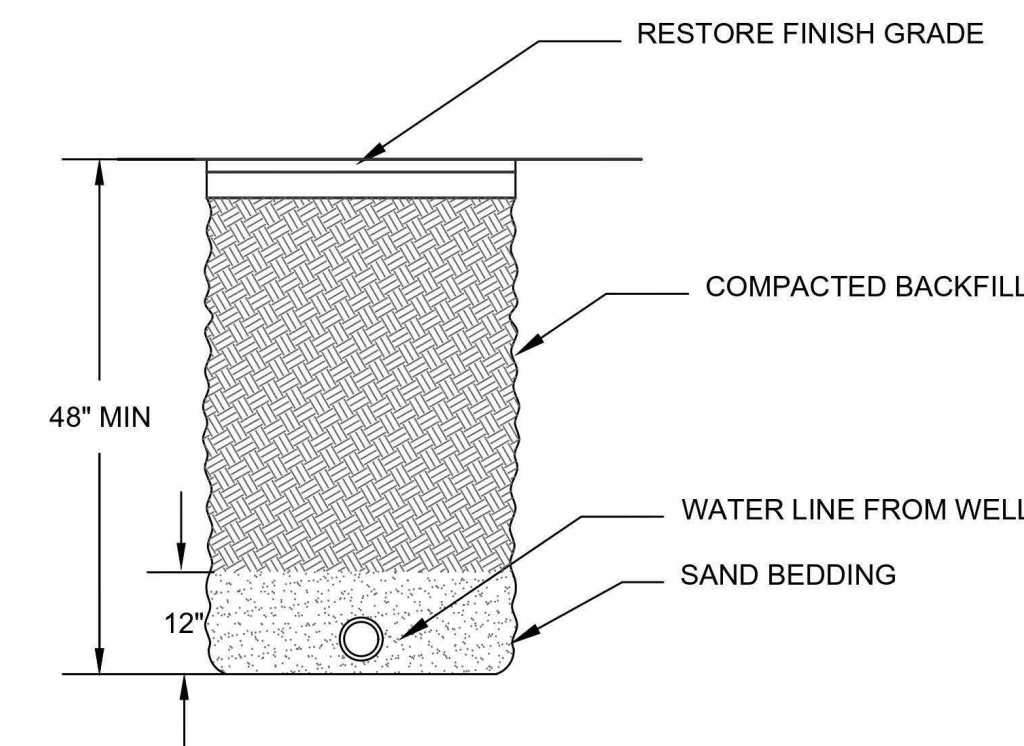
SANITARY RISER SCHEMATIC
SCALE: N. T. S.



GAS PIPING SCHEMATIC (EACH UNIT)



BORING, NOTCHING DETAILS



TRENCH DETAIL FOR WATER LINE

PLUMBING NOTES

THE ENTIRE PLUMBING INSTALLATION SHALL BE IN ACCORDANCE WITH THE APPLICABLE PROVISIONS OF THE ICC RESIDENTIAL CODE.

WATER SERVICE ENTRANCE AND SANITARY EXIT SHALL OCCUR WITHIN THE BASEMENT AREA ON THE LOWER LEVEL. REFER TO SITE PLAN OR SURVEY FOR LOCATION OF SANITARY DISPOSAL SYSTEM AND WELL.

WELL AND SANITARY DISPOSAL SYSTEM SHALL BE DESIGNED BY A LICENSED PROFESSIONAL AND SHALL BE DESIGNED IN ACCORDANCE WITH THE BUILDING CODE AND OTHER APPLICABLE REGULATIONS.

PIPE SUPPORT:

PEX - 32" HORIZONTAL AND 4' VERTICAL

PVC - 4' HORIZONTAL AND 10' VERTICAL

COPPER - 6' HORIZONTAL AND 10' VERTICAL

ALL PLASTIC PIPE MATERIALS FOR SUPPLY OR WASTE SHALL BE IDENTIFIED AND LISTED IN ACCORDANCE WITH THE APPROPRIATE THIRD PARTY CERTIFICATIONS.

ONLY MANUFACTURED AND CODE COMPLIANT FIXTURES MAY BE USED.

WATER HEATER SHALL BE INSTALLED IN THE BASEMENT ADJACENT TO THE WATER SERVICE ENTRANCE. SIZE IN ACCORDANCE WITH THE DOMESTIC WATER SCHEMATIC.

WATER SUPPLY AND DISTRIBUTION SHALL BE INSTALLED IN ACCORDANCE WITH THE DOMESTIC WATER SCHEMATIC. INSTALLATION SHALL FOLLOW THE MANUFACTURERS SPECIFICATIONS FOR PEX TUBING AND THE APPLICABLE PROVISIONS OF THE NYS RESIDENTIAL CODE.

DRAIN, WASTE AND VENT PIPE (DWV) SHALL BE SIZED IN ACCORDANCE WITH THE SANITARY RISER DIAGRAM.



TECHSCAN
Surveying As Builds and Geospatial Solutions

1225 Briscoe Rd, Swan Lake, NY 12783

Architectural Floor Plans

Project number 001

Date Issue Date

Checked by Checker

A105

Scale



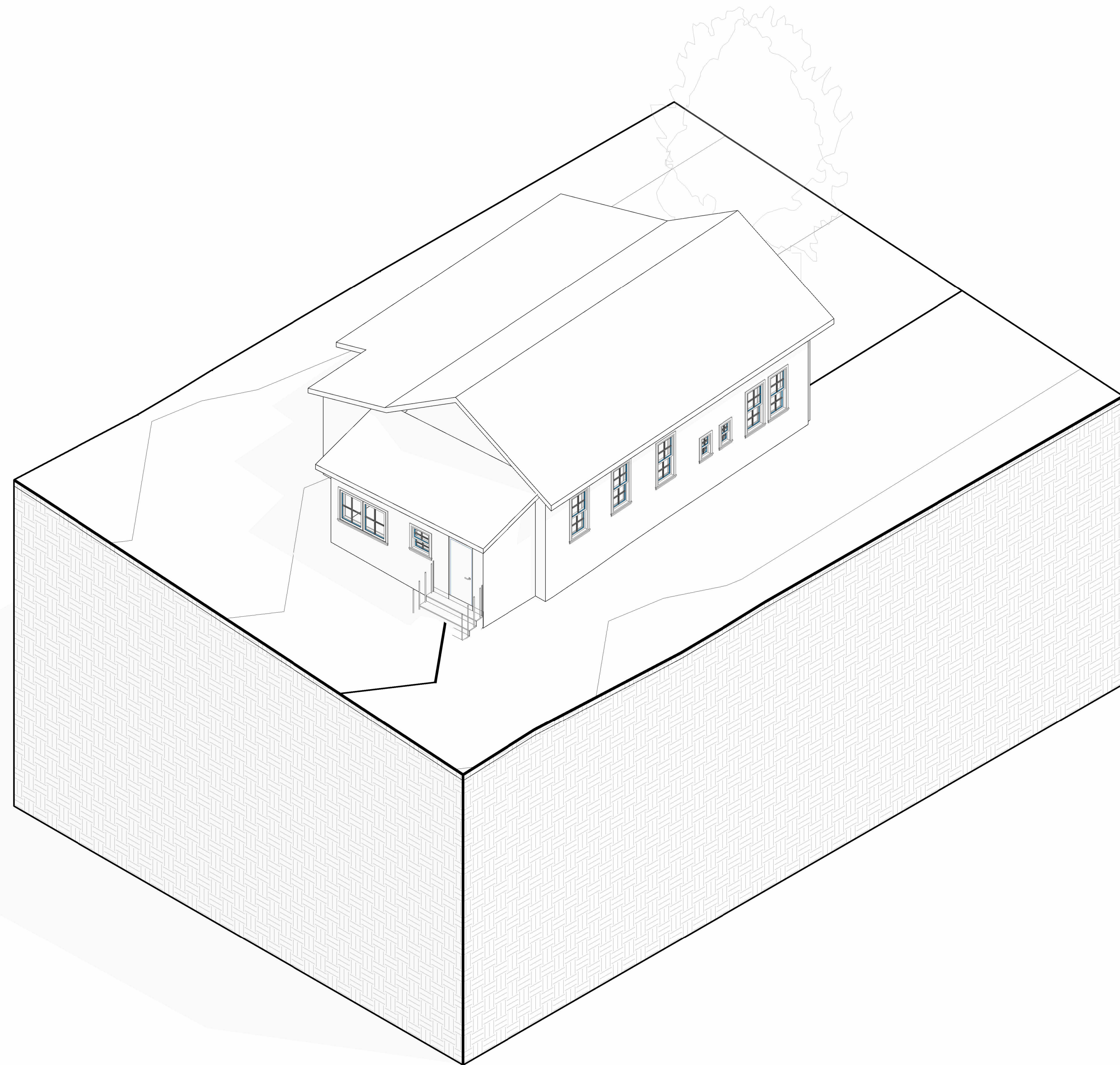
18 Spencer St, Brooklyn, NY 11205

info@TechScanusa.com

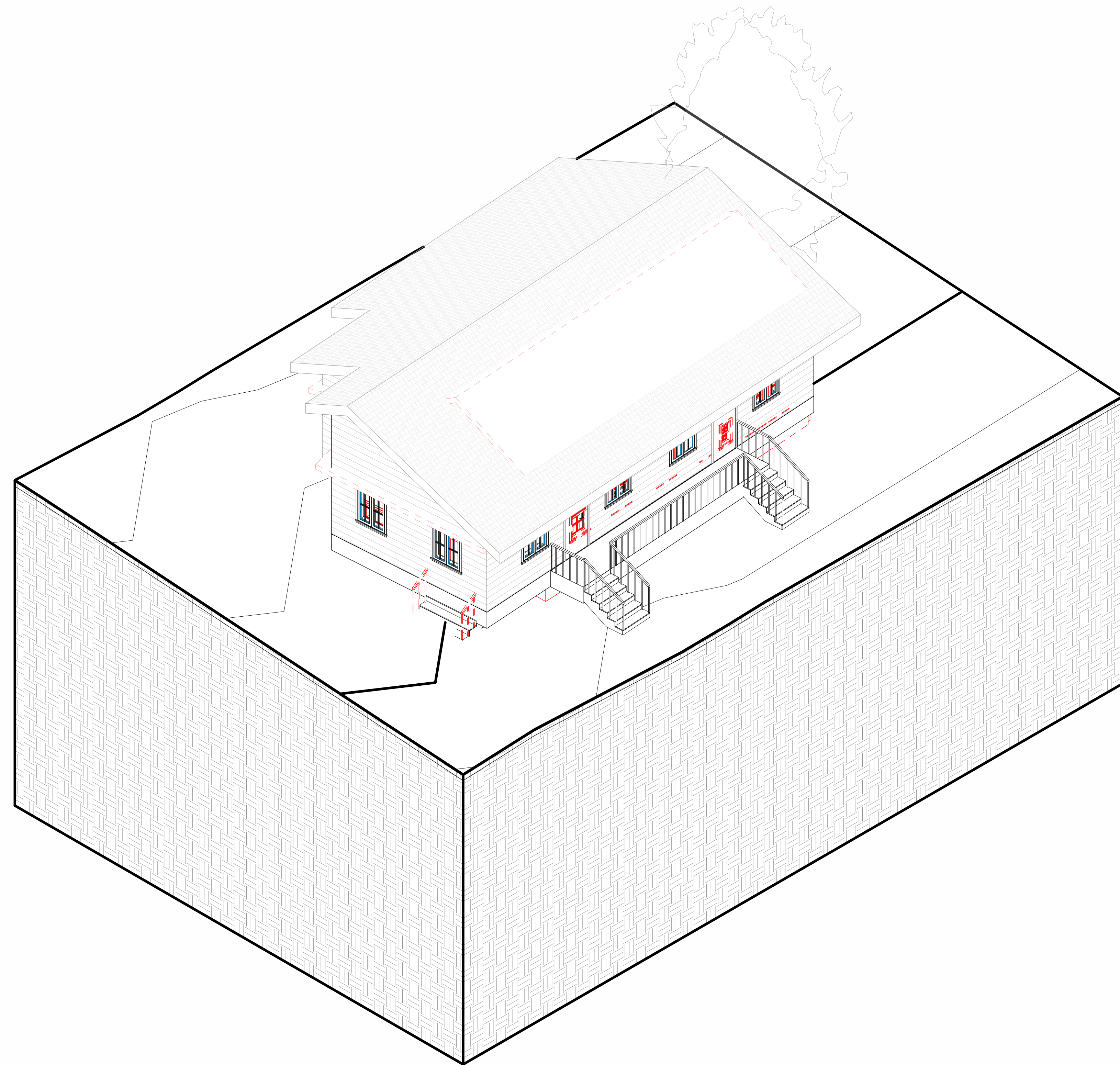
TechScanusa.com

(929) 486 9091

Existing



1 UNIT E 43-44-45 EXIST



2 UNIT E 43-44-45 DEMO

WORK IS LIMITED TO MINOR REPAIRS, PATCHING, AND MAINTENANCE OF EXISTING CONDITIONS ONLY. NO MAJOR CONSTRUCTION OR STRUCTURAL MODIFICATIONS ARE INCLUDED. ALL WORK SHALL MATCH EXISTING CONDITIONS AND BE PERFORMED AS NEEDED BASED ON FIELD VERIFICATION.



TECHSCAN
Surveying As Builds and Geospatial Solutions

1225 Briscoe Rd, Swan Lake,
NY 12783

Architectural Enlarged
Views

Project number 001

Date Issue Date

Checked by Checker

A401

Scale



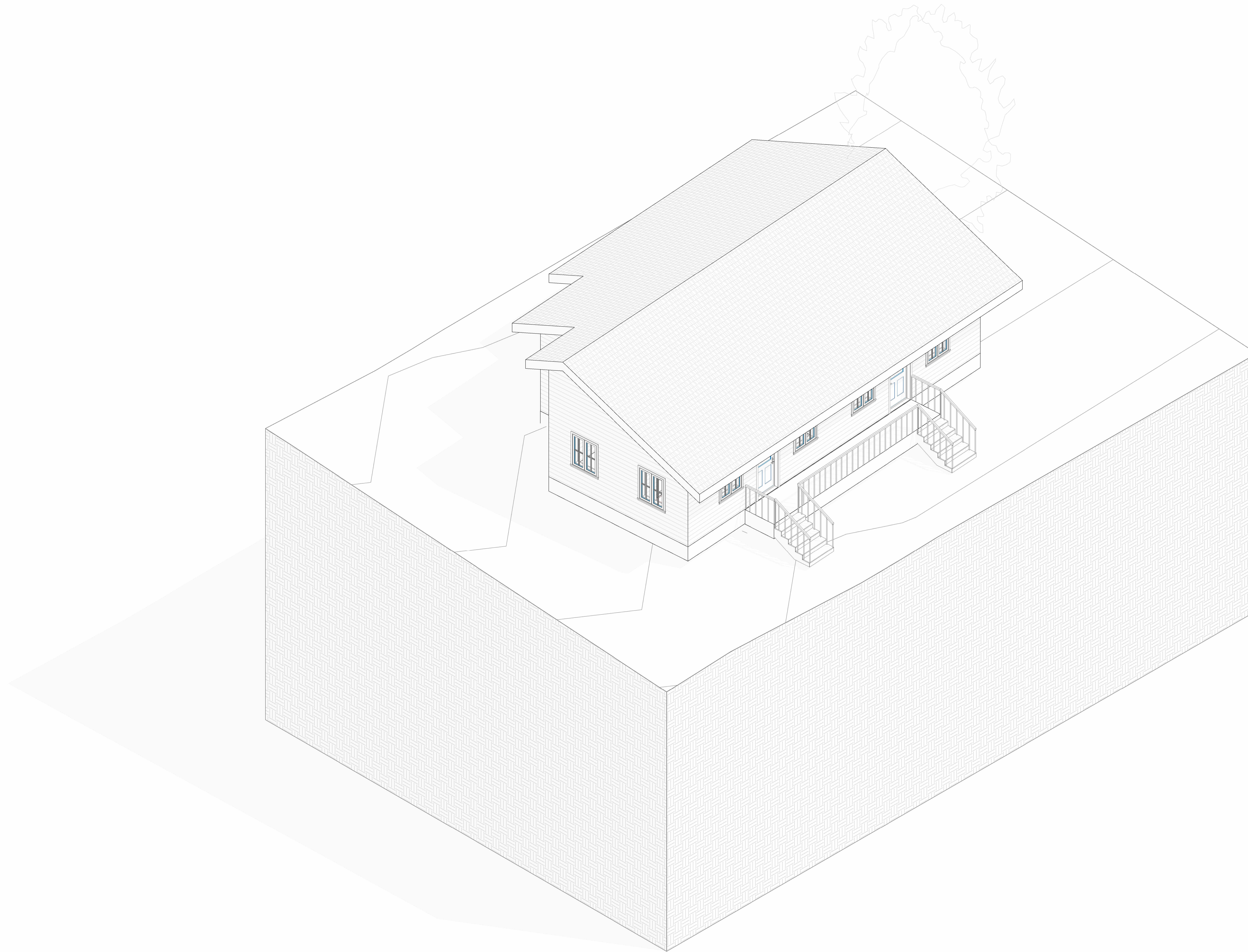
18 Spencer St, Brooklyn,
NY 11205

info@TechScanusa.com

TechScanusa.com

(929) 486 9091

Proposed



① UNIT E 43-44-45 NEW



TECHSCAN
Surveying As Builds and Geospatial Solutions

1225 Briscoe Rd, Swan Lake,
NY 12783

Architectural Enlarged
Views

Project number 001

Date Issue Date

Checked by Checker

A402

Scale



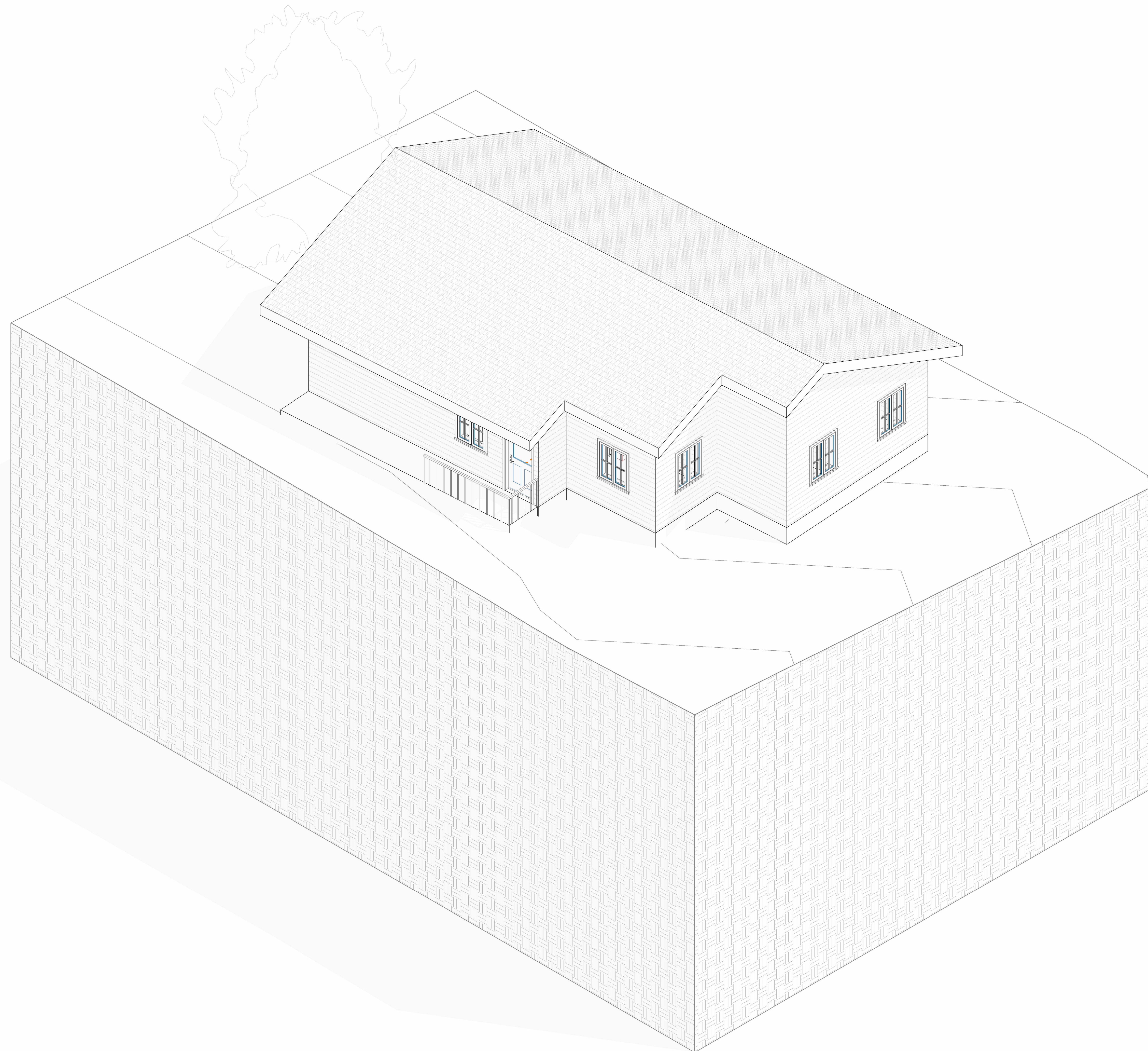
18 Spencer St, Brooklyn,
NY 11205

info@TechScanusa.com

TechScanusa.com

(929) 486 9091

Proposed



① UNIT E 43-44-45 NEW 2



TECHSCAN
Surveying As Builds and Geospatial Solutions

1225 Briscoe Rd, Swan Lake,
NY 12783

Architectural Enlarged
Views

Project number 001

Date Issue Date

Checked by Checker

A403

Scale



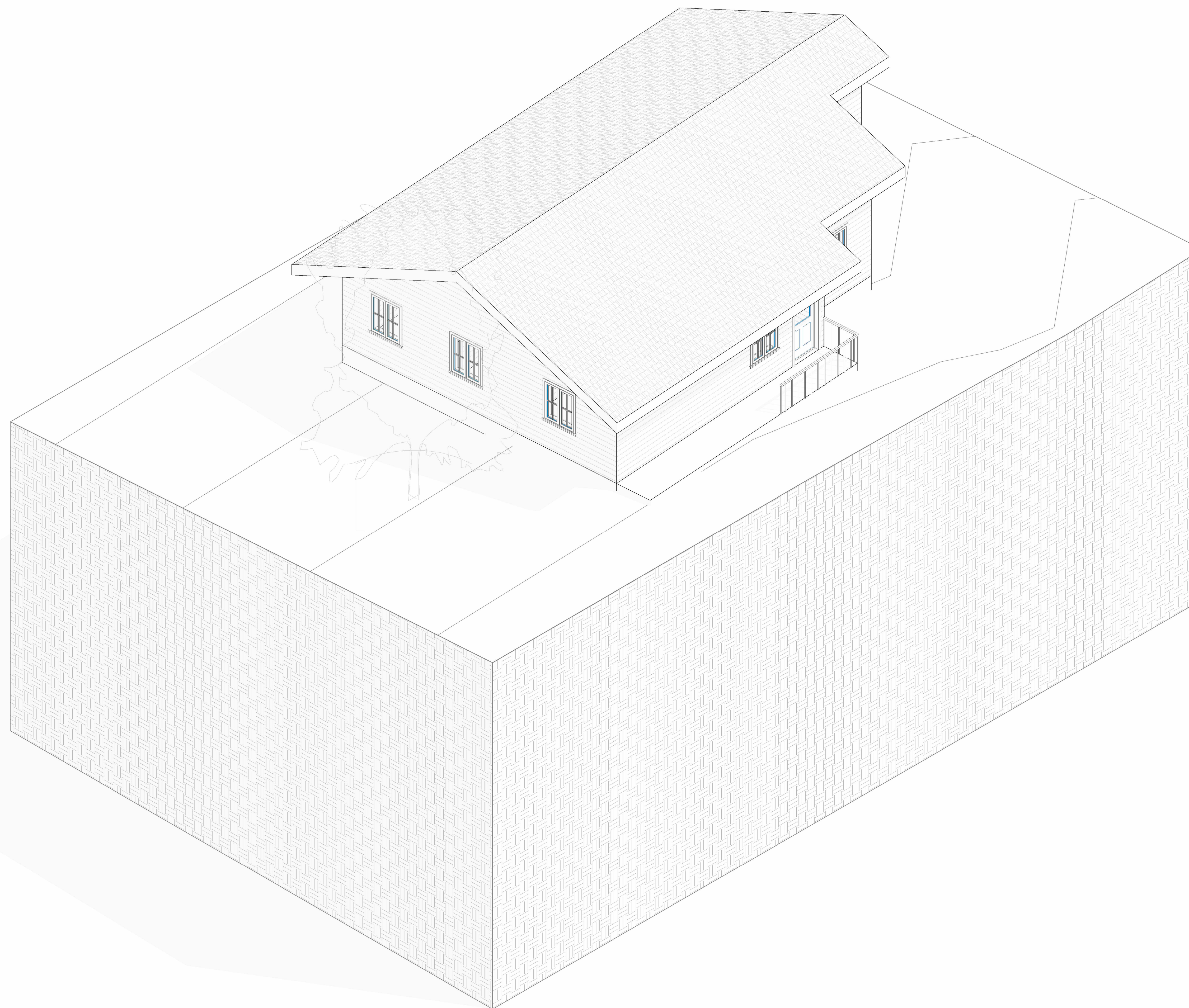
18 Spencer St, Brooklyn,
NY 11205

info@TechScanusa.com

TechScanusa.com

(929) 486 9091

Proposed



① UNIT E 43-44-45 NEW 3



TECHSCAN
Surveying As Builds and Geospatial Solutions

1225 Briscoe Rd, Swan Lake,
NY 12783

Architectural Enlarged
Views

Project number 001

Date Issue Date

Checked by Checker

A404

Scale



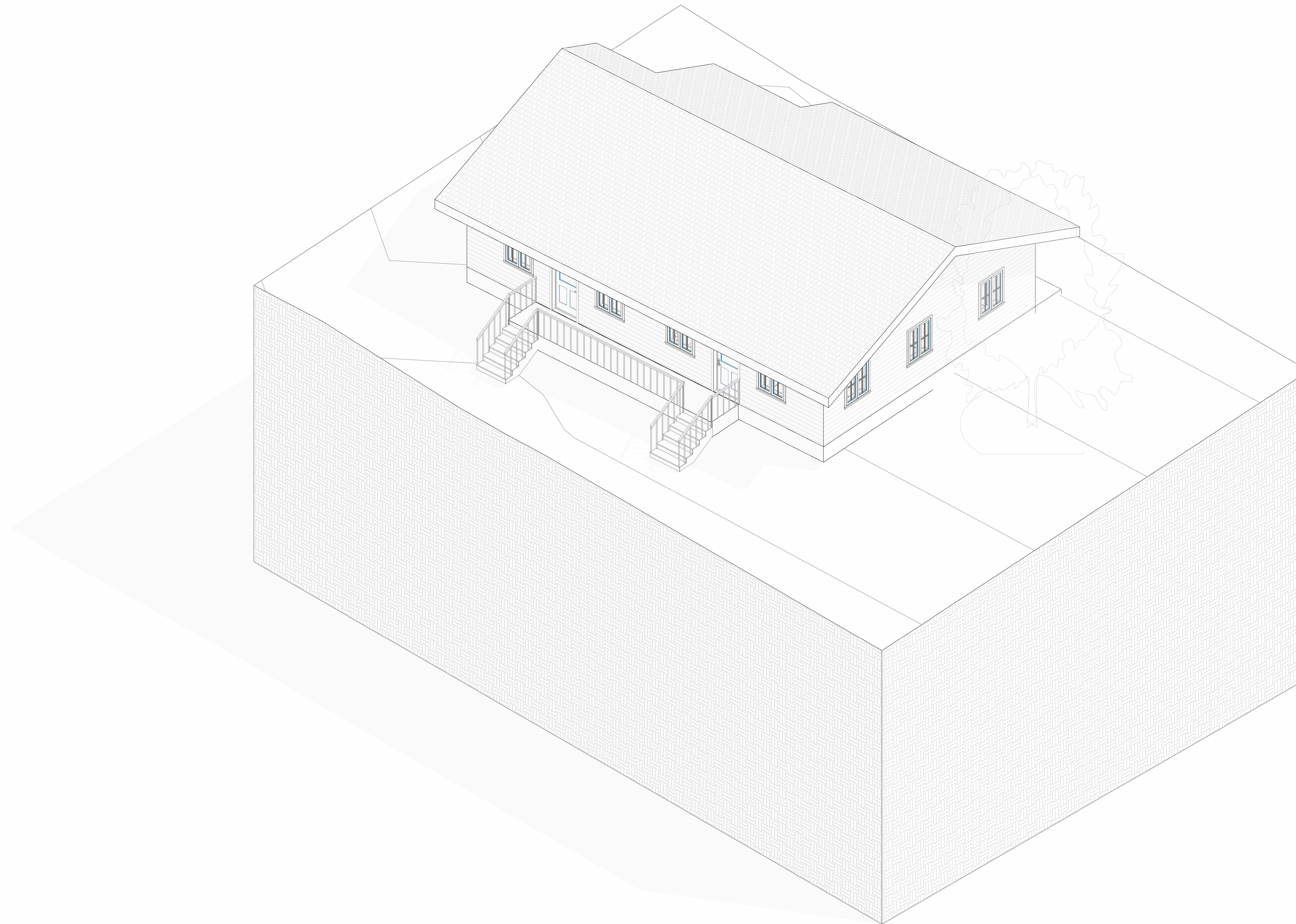
18 Spencer St, Brooklyn,
NY 11205

info@TechScanusa.com

TechScanusa.com

(929) 486 9091

Proposed



① UNIT E 43-44-45 NEW 4



TECHSCAN
Surveying As Builds and Geospatial Solutions

1225 Briscoe Rd, Swan Lake,
NY 12783

Architectural Enlarged
Views

Project number 001

Date Issue Date

Checked by Checker

A405

Scale



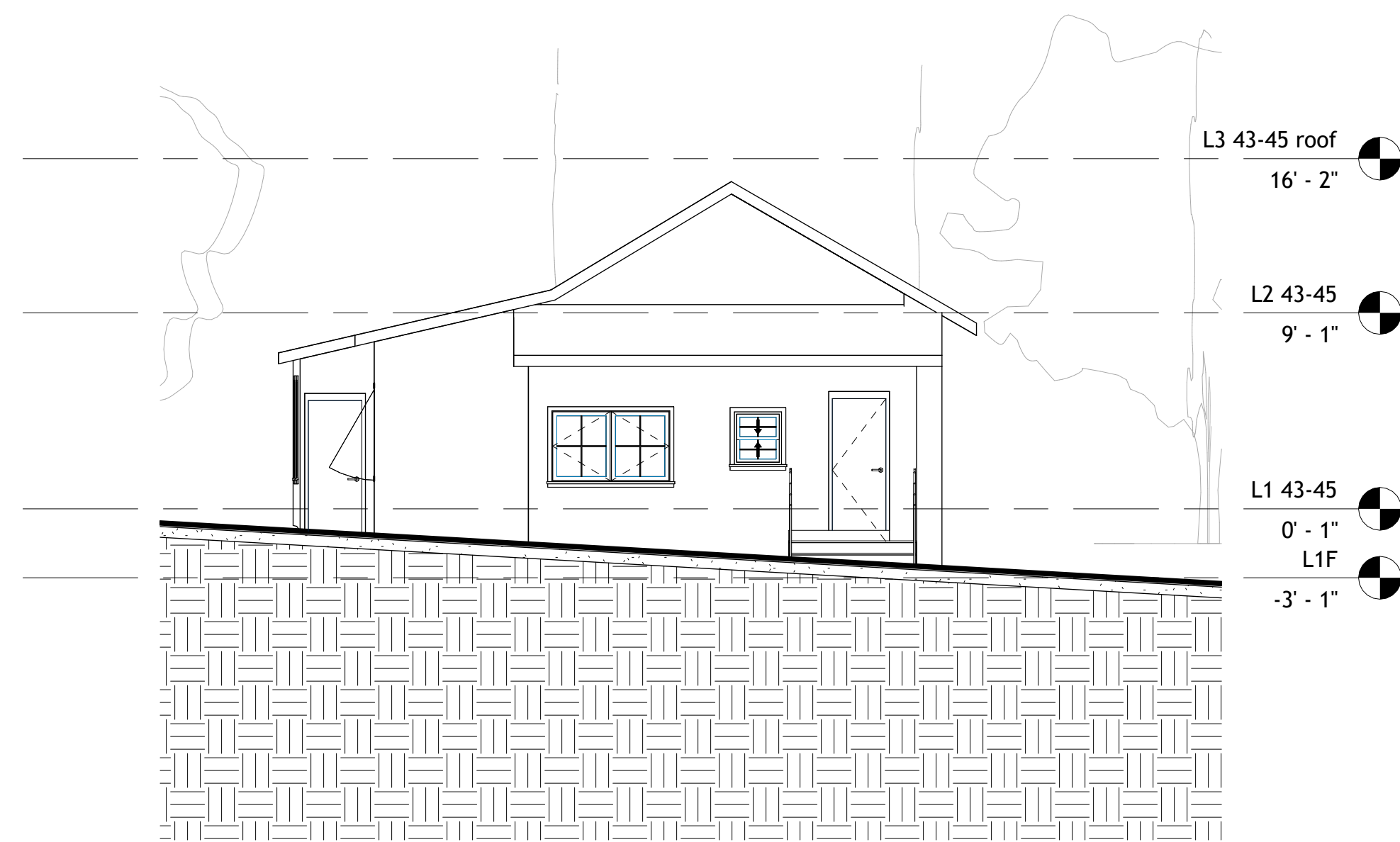
18 Spencer St, Brooklyn,
NY 11205

info@TechScanusa.com

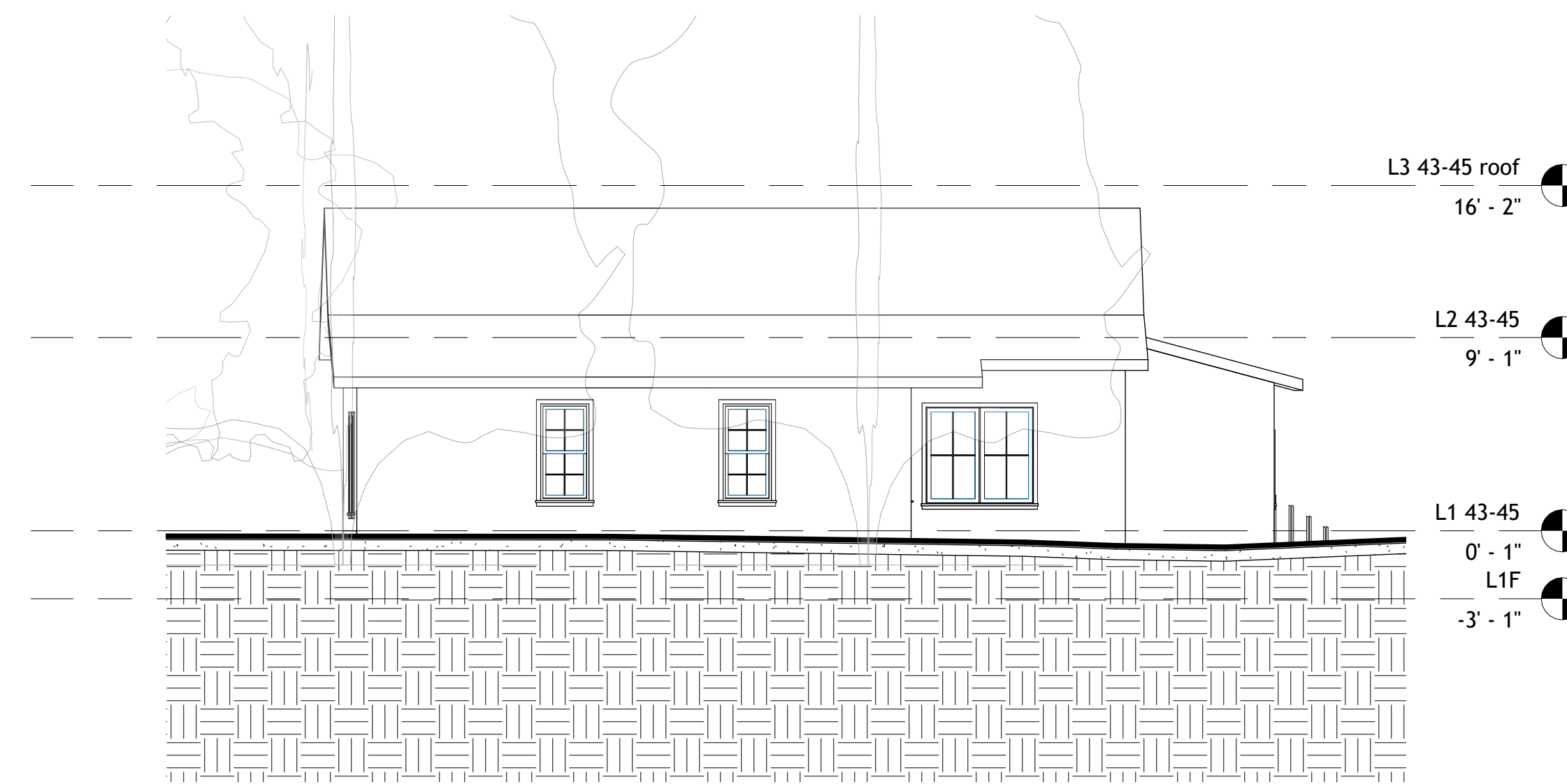
TechScanusa.com

(929) 486 9091

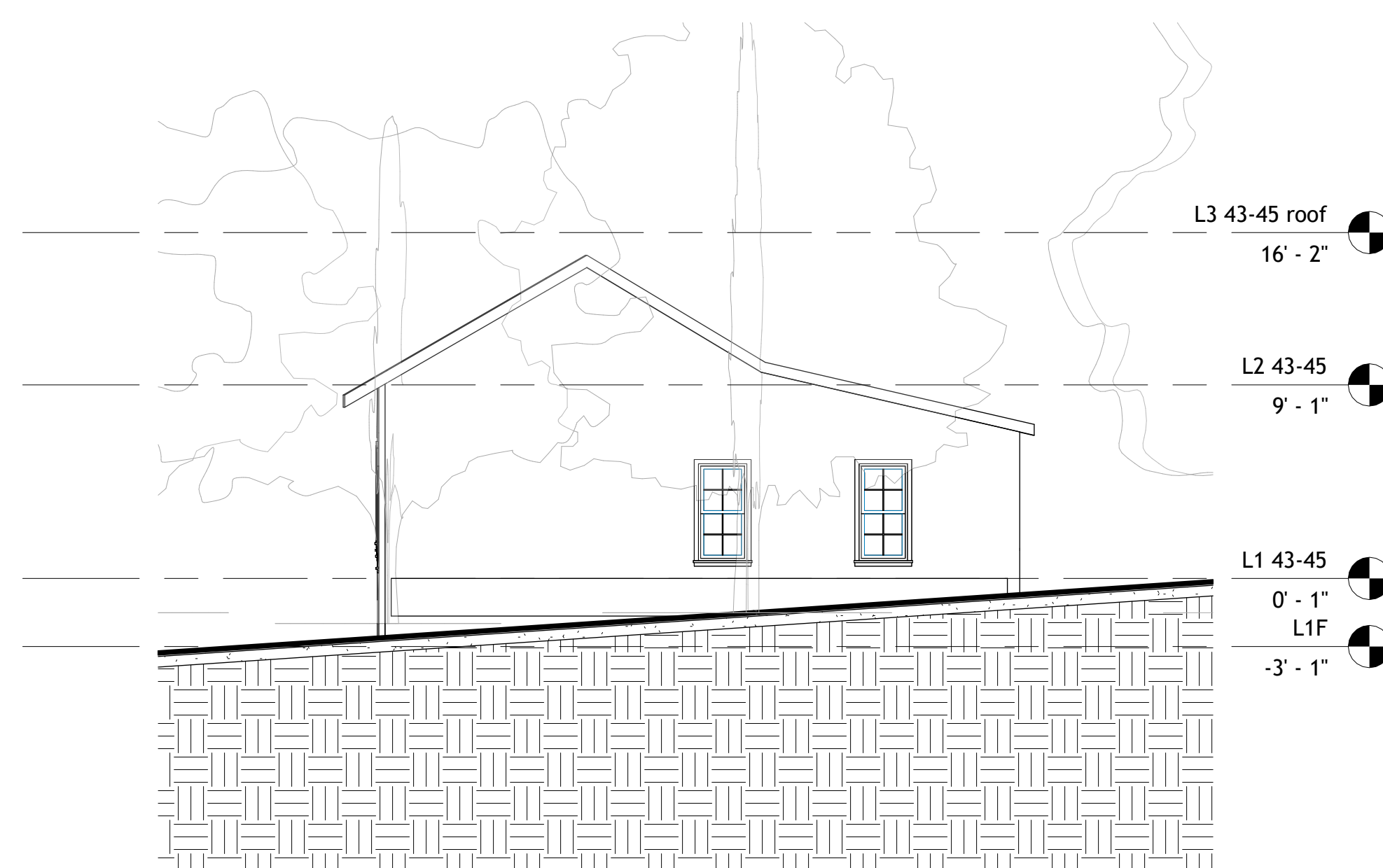
Existing elevations



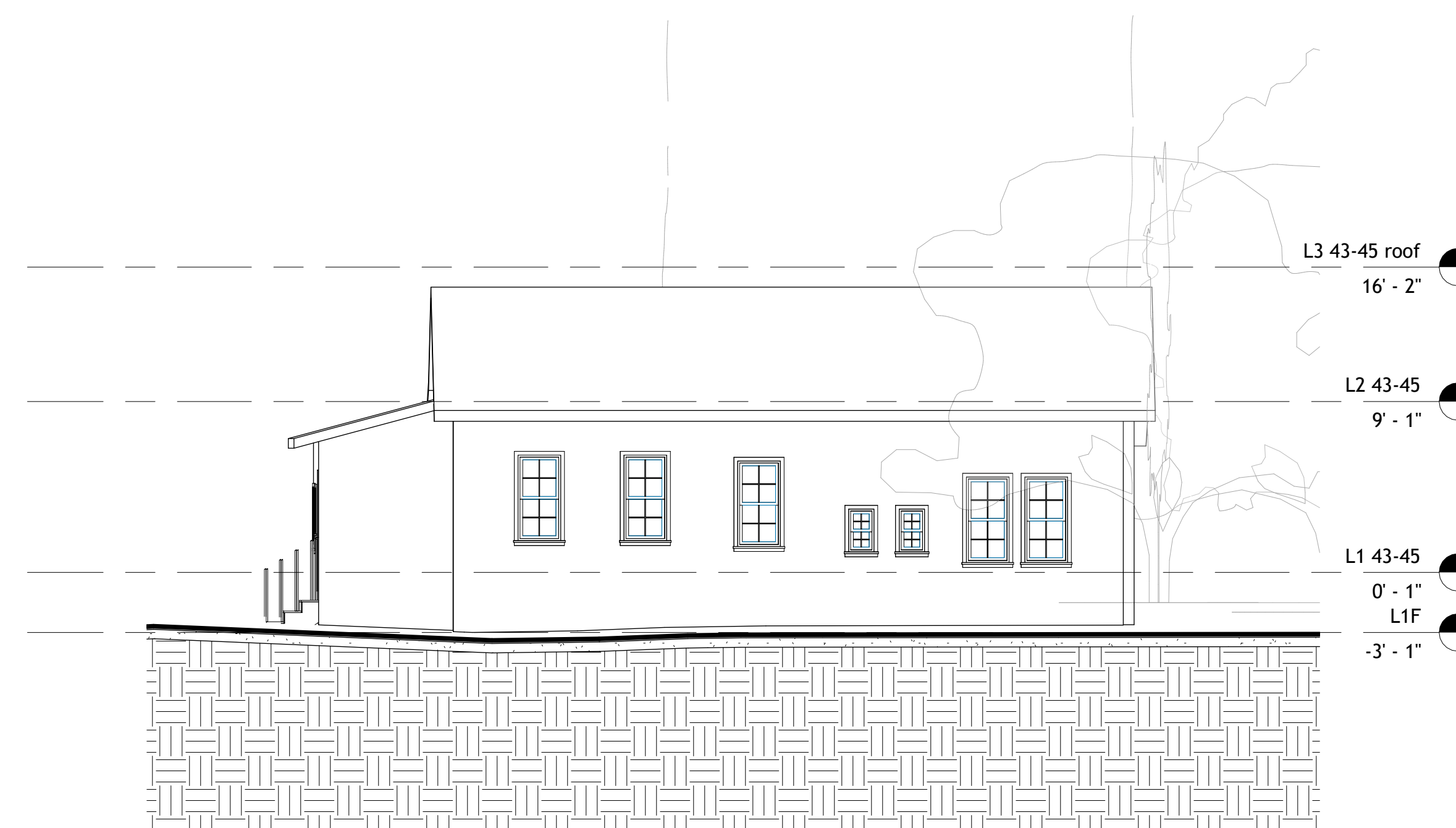
1 Section Unit 43-45 - S
1 : 75



2 Section Unit 43-45 -L
1 : 75



3 Section Unit 43-45 -N
1 : 75



4 Section Unit 43-45 -R
1 : 75



TECHSCAN
Surveying As Builds and Geospatial Solutions

1225 Briscoe Rd, Swan Lake,
NY 12783

Architectural Enlarged
Views

Project number 001

Date Issue Date

Checked by Checker

A408

Scale 1 : 75



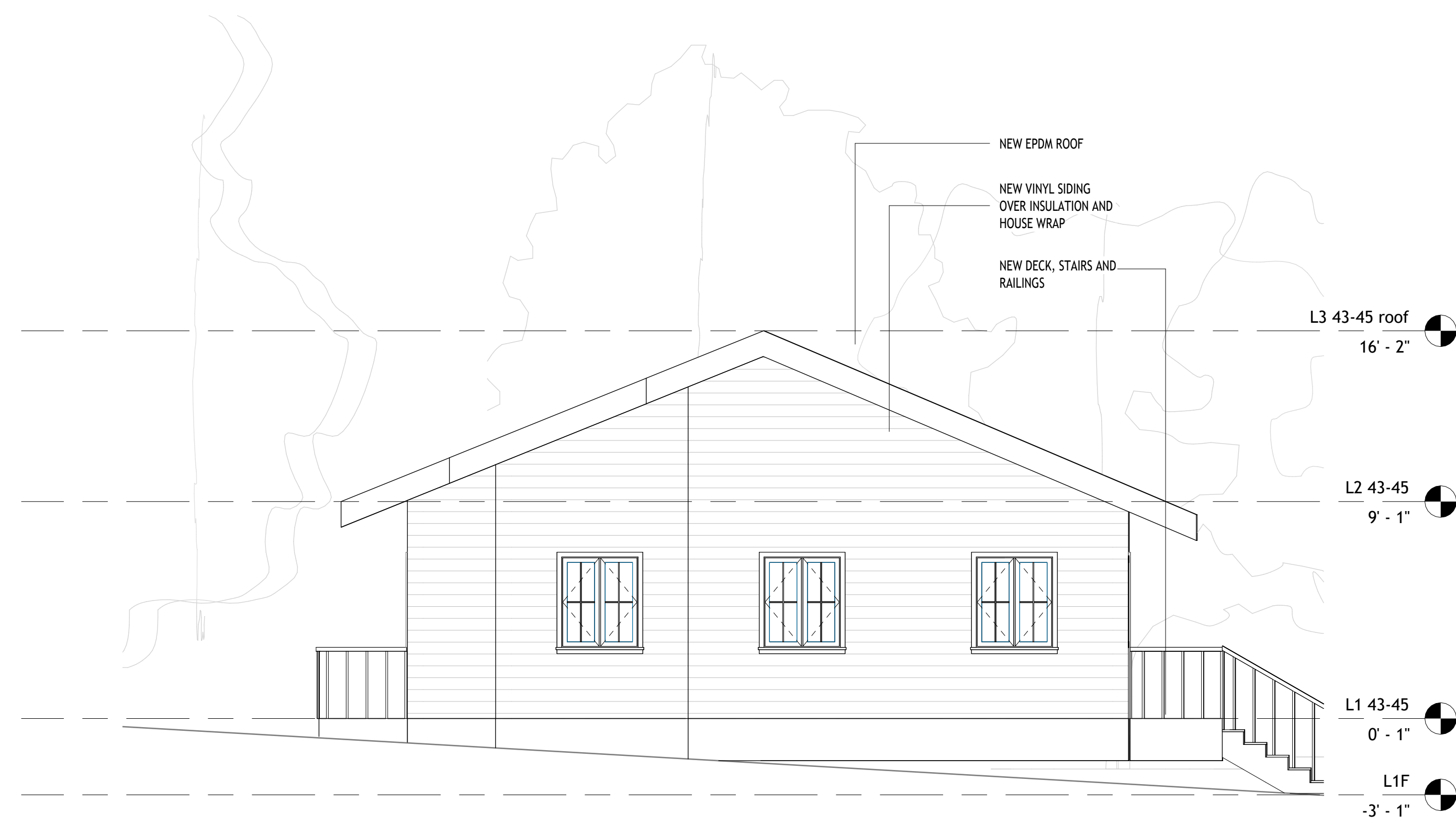
18 Spencer St, Brooklyn,
NY 11205

info@TechScanusa.com

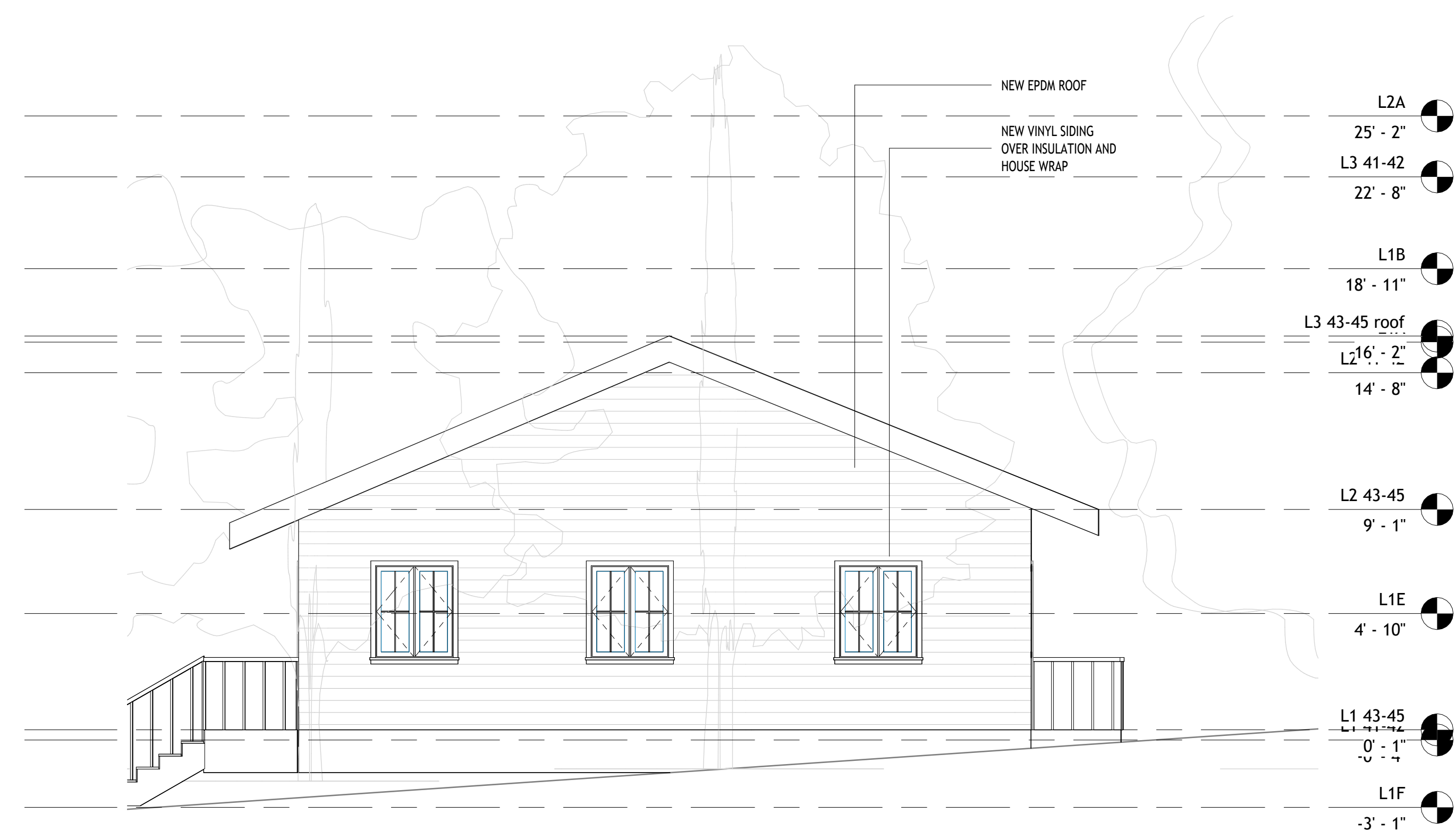
TechScanusa.com

(929) 486 9091

Proposed elevations



1 Section 9
1 : 50



2 Section 10
1 : 50



TECHSCAN
Surveying As Builds and Geospatial Solutions

1225 Briscoe Rd, Swan Lake,
NY 12783

Architectural Enlarged
Views

Project number 001

Date Issue Date

Checked by Checker

A409

Scale 1 : 50



18 Spencer St, Brooklyn,
NY 11205

info@TechScanusa.com

TechScanusa.com

(929) 486 9091

Proposed elevations



1 Section 11
1 : 50

2 Section 12
1 : 50



TECHSCAN
Surveying As Builds and Geospatial Solutions

1225 Briscoe Rd, Swan Lake,
NY 12783

Architectural Enlarged
Views

Project number 001

Date Issue Date

Checked by Checker

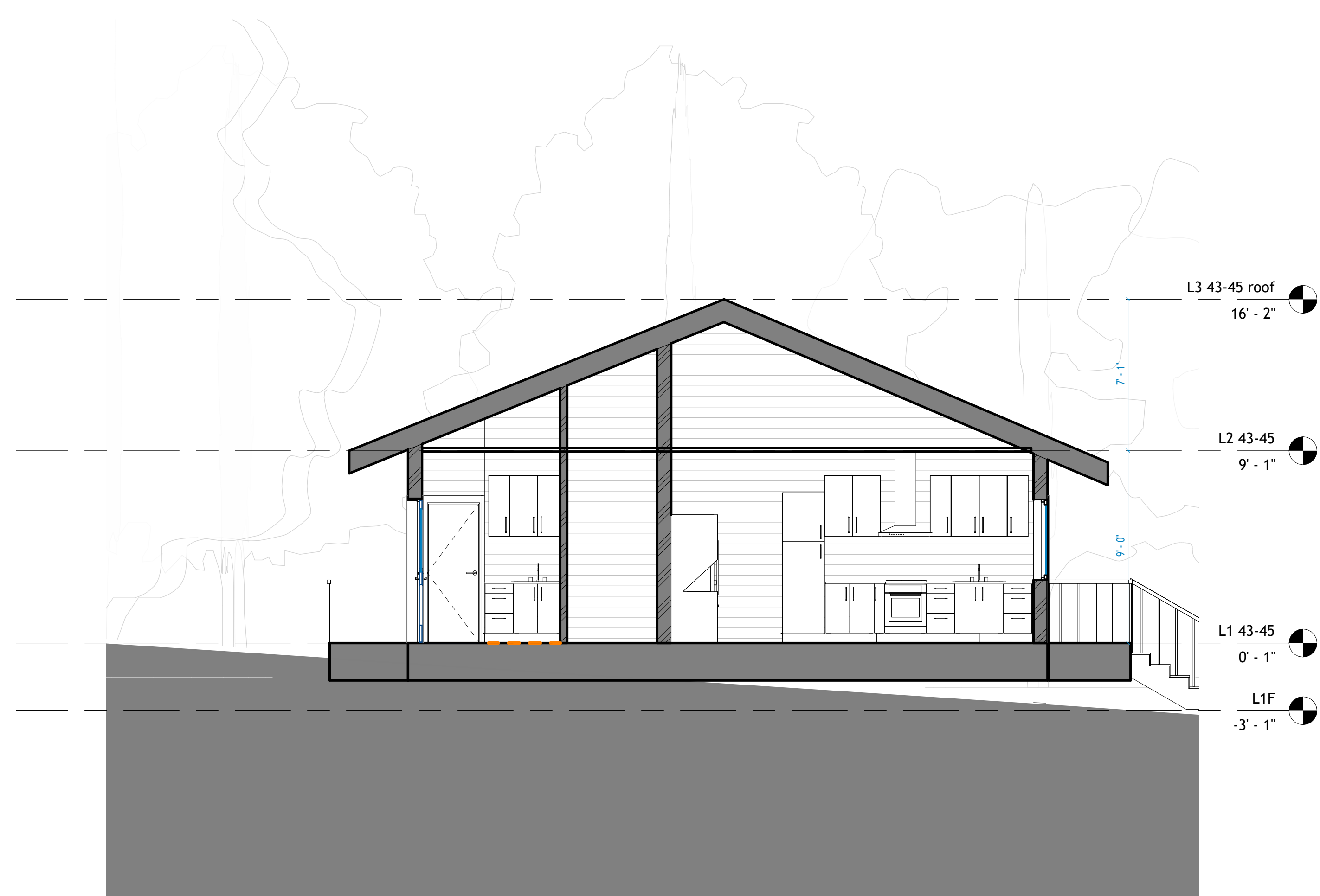
A410

Scale 1 : 50

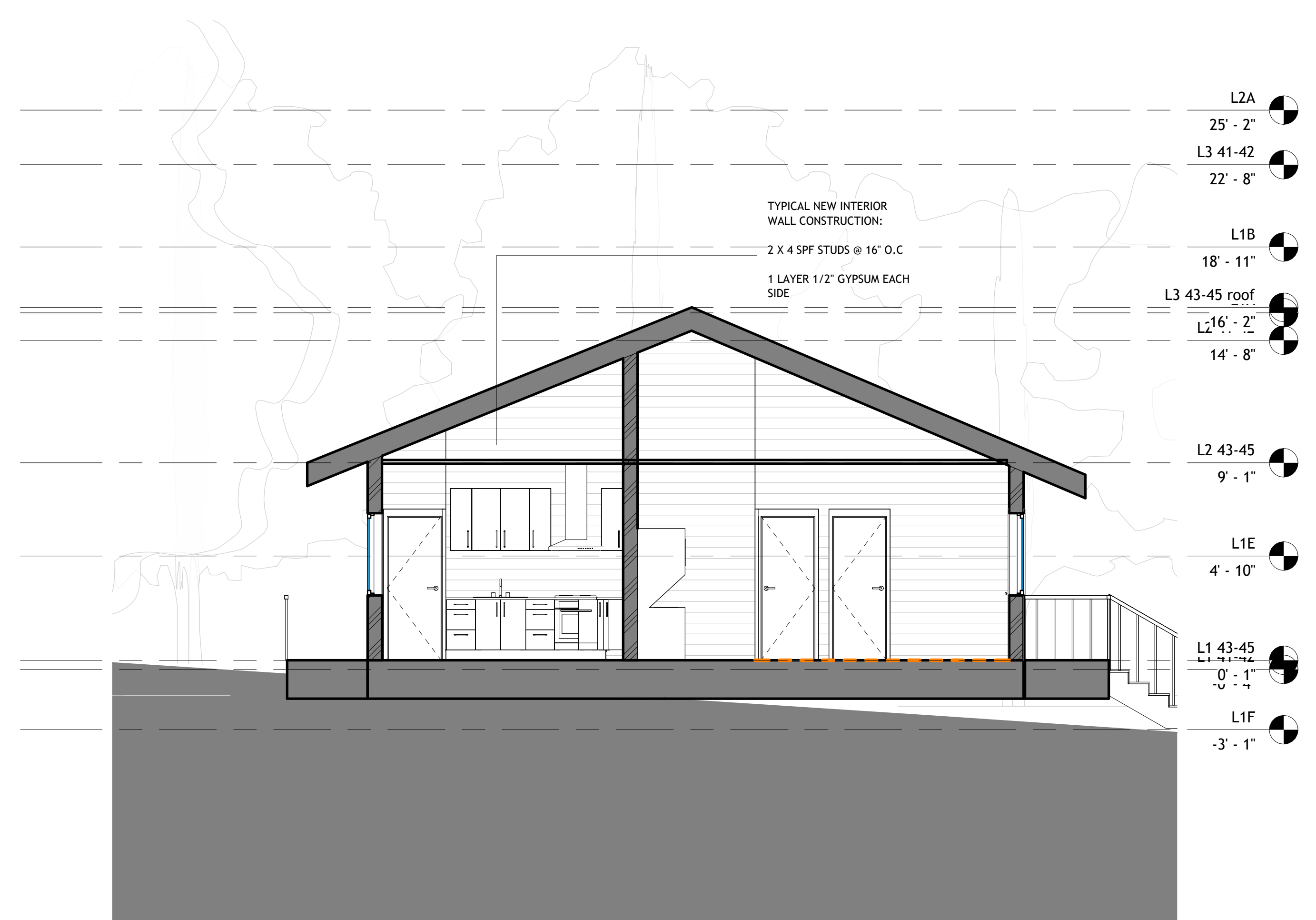


18 Spencer St, Brooklyn,
NY 11205

info@TechScanusa.com
TechScanusa.com
(929) 486 9091



1 Section 13
1 : 50



2 Section 14
1 : 50



TECHSCAN
Surveying As Builds and Geospatial Solutions

1225 Briscoe Rd, Swan Lake,
NY 12783

Architectural Enlarged
Views

Project number 001

Date Issue Date

Checked by Checker

A411

Scale 1 : 50



18 Spencer St, Brooklyn,
NY 11205

info@TechScanusa.com

TechScanusa.com

(929) 486 9091



TECHSCAN
Surveying As Builds and Geospatial Solutions

1225 Briscoe Rd, Swan Lake,
NY 12783

Architectural Enlarged
Views

Project number 001

Date Issue Date

Checked by Checker

A412

Scale 1 : 50



18 Spencer St, Brooklyn,
NY 11205

info@TechScanusa.com

TechScanusa.com

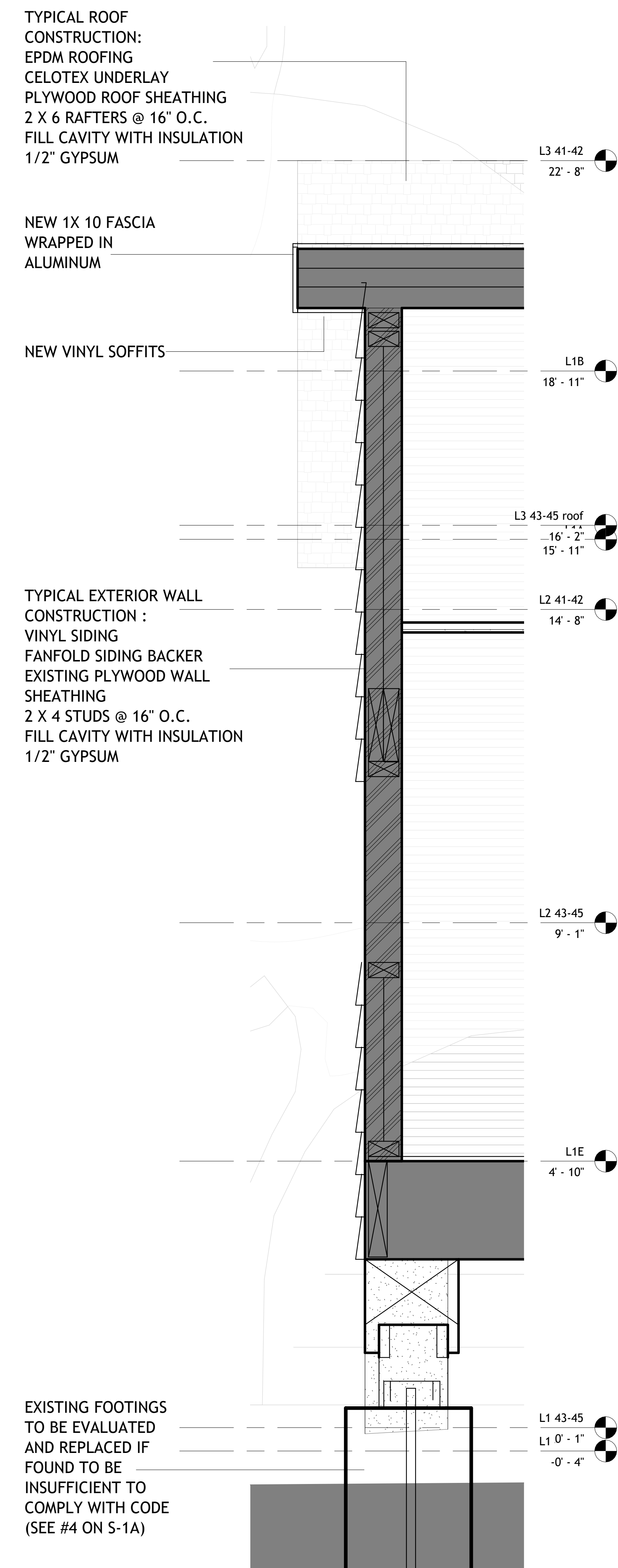
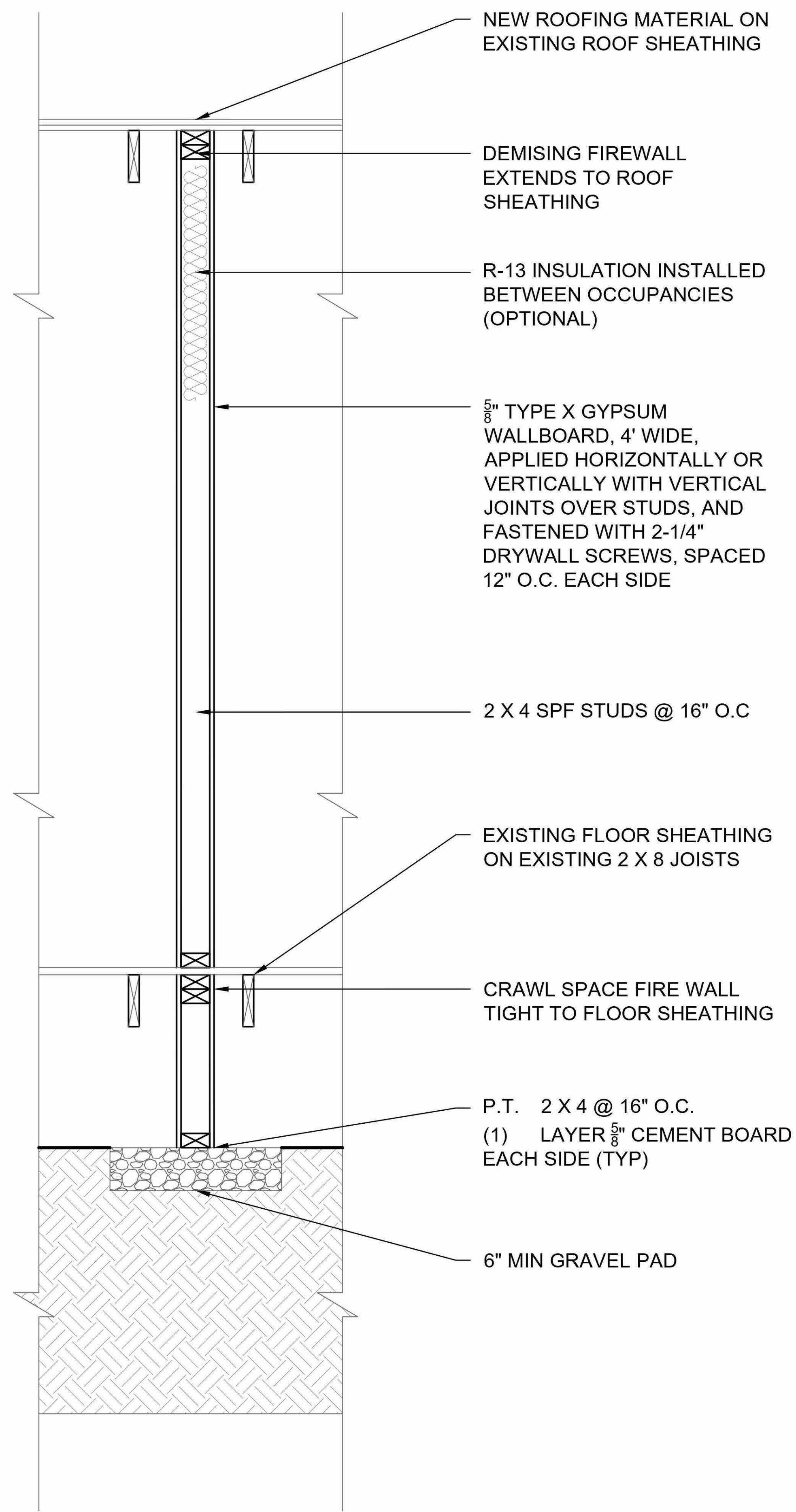
(929) 486 9091



1 Section 15
1 : 50



2 Section 16
1 : 50



2 Section 7 Copy 1
1 : 15



TECHSCAN
Surveying As Builds and Geospatial Solutions

1225 Briscoe Rd, Swan Lake,
NY 12783

Architectural Enlarged
Views

Project number 001

Date Issue Date

Checked by Checker

A413

Scale 1 : 15

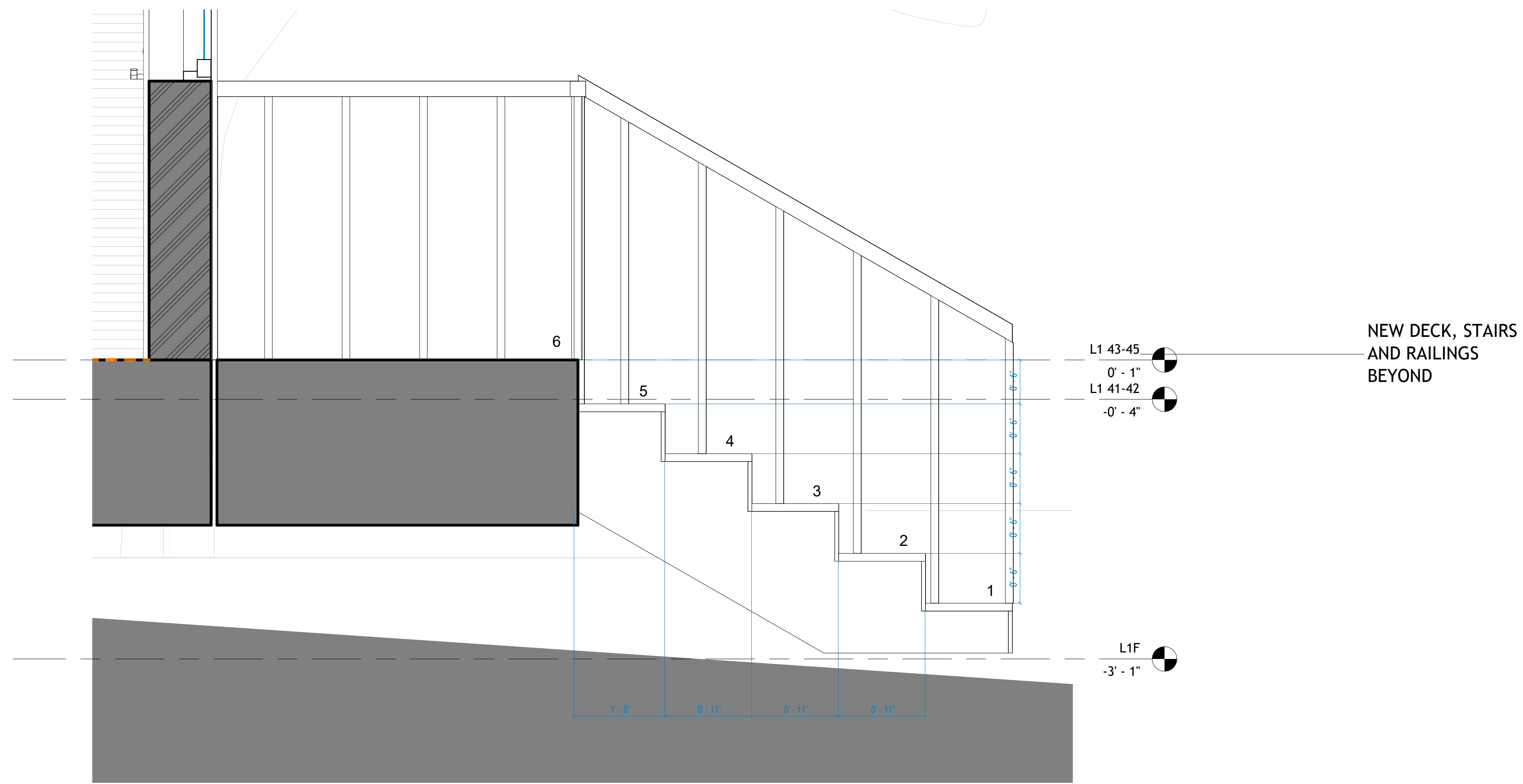


18 Spencer St, Brooklyn,
NY 11205

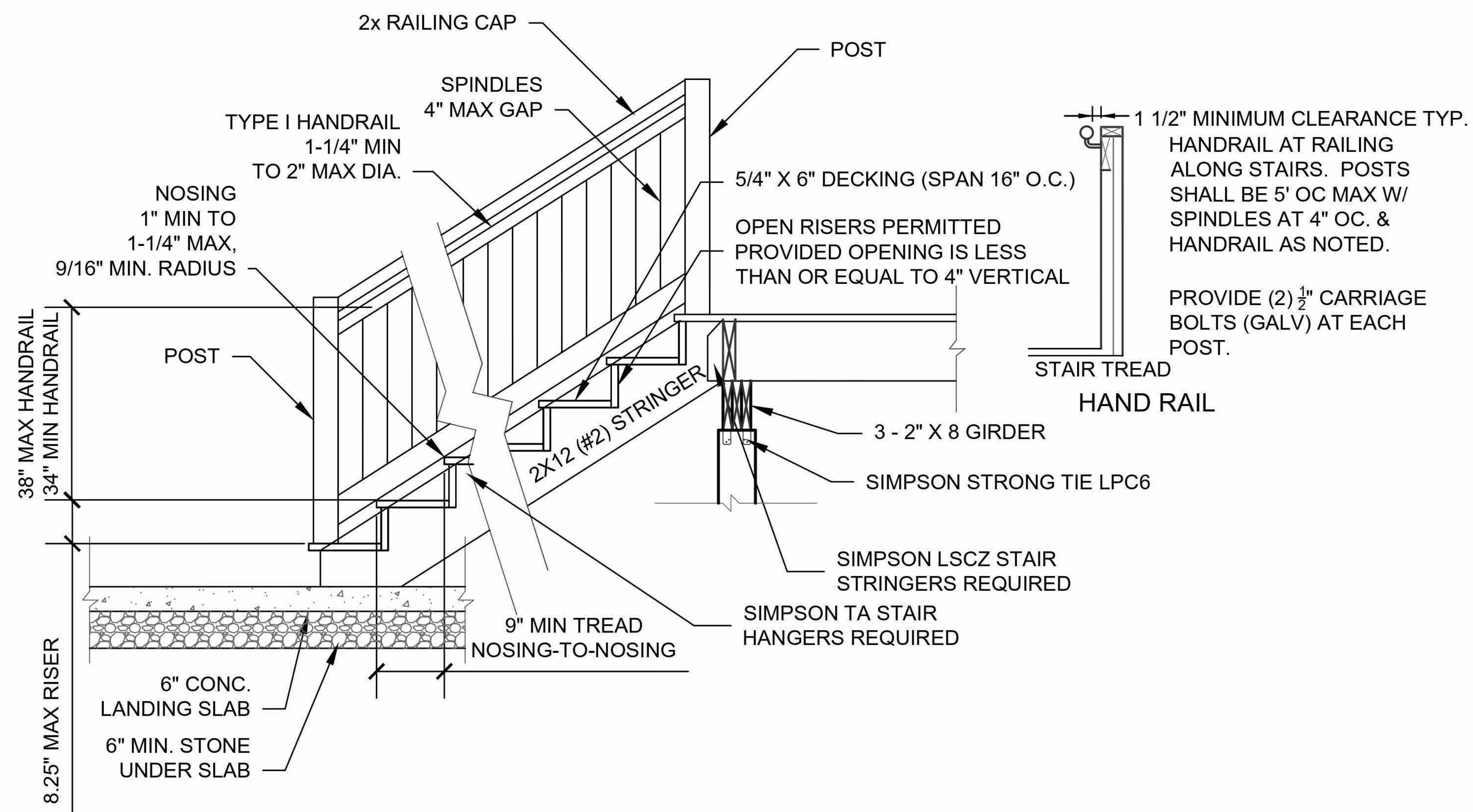
info@TechScanusa.com

TechScanusa.com

(929) 486 9091



1 Section 14 Copy 1
1 : 10



TECHSCAN
Surveying As Builds and Geospatial Solutions

1225 Briscoe Rd, Swan Lake,
NY 12783

Architectural Enlarged
Views

Project number 001

Date Issue Date

Checked by Checker

A414

Scale 1 : 10

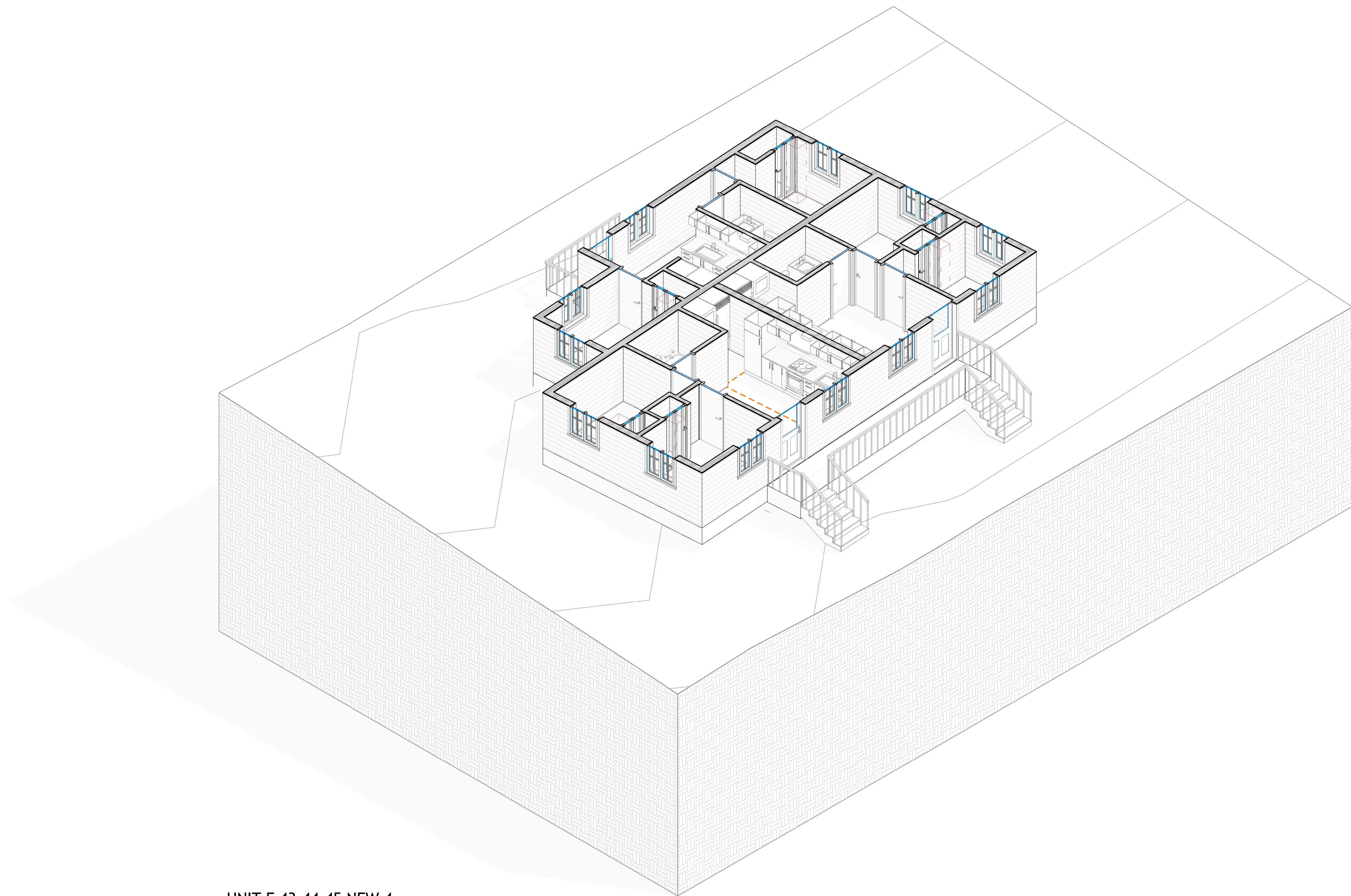


18 Spencer St, Brooklyn,
NY 11205

info@TechScanusa.com

TechScanusa.com

(929) 486 9091



UNIT E 43-44-45 NEW 4
① Copy 1



TECHSCAN
Surveying As Builds and Geospatial Solutions

1225 Briscoe Rd, Swan Lake,
NY 12783

Architectural Enlarged
Views

Project number 001

Date Issue Date

Checked by Checker

A418

Scale



18 Spencer St, Brooklyn,
NY 11205

info@TechScanusa.com

TechScanusa.com

(929) 486 9091



TECHSCAN
Surveying As Builds and Geospatial Solutions

1225 Briscoe Rd, Swan Lake,
NY 12783

Architectural Enlarged
Views

Project number 001

Date Issue Date

Checked by Checker

A419

Scale



18 Spencer St, Brooklyn,
NY 11205

info@TechScanusa.com

TechScanusa.com

(929) 486 9091